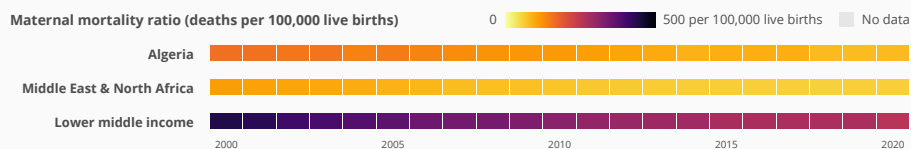


## 78 women die per 100,000 live births due to pregnancy-related causes in Algeria

The maternal mortality ratio in Algeria has improved from 159 in 2000 to 78 in 2020. Maternal mortality in Algeria is higher than its regional average. Maternal mortality ratio is the number of women who die from pregnancy-related causes while pregnant or within 42 days of pregnancy termination per 100,000 live births.

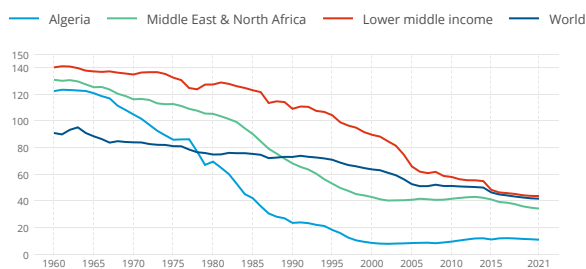


Source: WHO, UNICEF, UNFPA, World Bank Group, and UNDESA/Population Division. Trends in Maternal Mortality 2000 to 2020. Geneva, World Health Organization, 2023

## 12 of every 1,000 girls ages 15-19 gave birth in Algeria in 2021

In Algeria, the rate of adolescent fertility has remained roughly the same since 2010. The rate in 2021 was lower than the average rate in its income group.

### Adolescent fertility rate (births per 1,000 women ages 15-19)

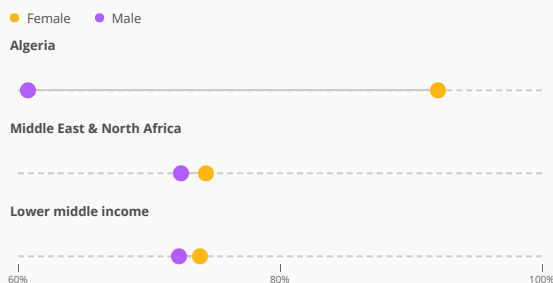


Source: United Nations Population Division, World Population Prospects.

## 92.1% of girls and 60.8% of boys complete lower secondary school in Algeria as of 2022 data

The gap in lower secondary completion rate between boys and girls, 31.3, is larger than the gap of the Middle East & North Africa aggregate, 1.9. Lower secondary education completion rate measures how many children have completed the last grade of lower secondary education regardless of age completed.

### Lower secondary completion rate, by sex (% of relevant age group)



## Adult literacy in Algeria is lower among women than among men (2018)

The adult female literacy rate in Algeria is nearly the same as in Middle East & North Africa. Adult literacy rate is the percentage of people ages 15 and above who can both read and write with understanding a short simple statement about their everyday life.

### Adult literacy rate, by sex (% of people ages 15 and above)

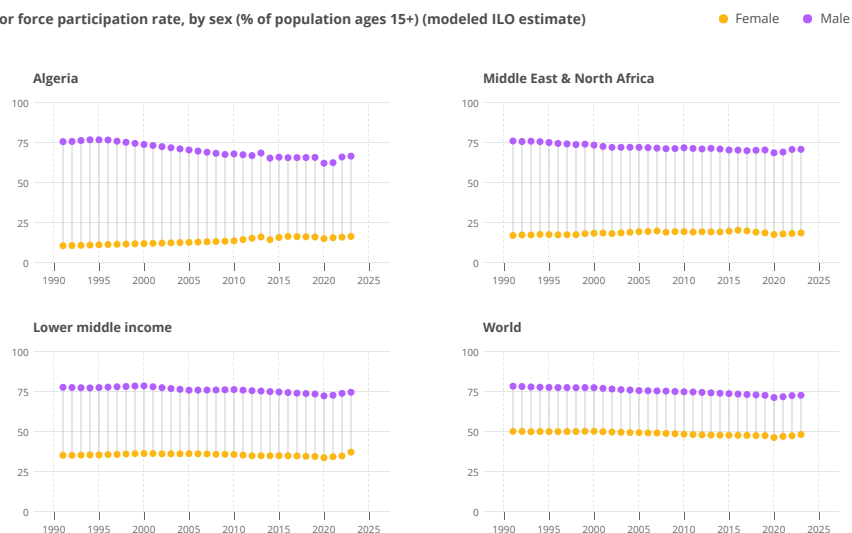


Source: UNESCO Institute for Statistics (UIS). UIS.Stat Bulk Data Download Service. Accessed September 19, 2023. <https://apiportal.uis.unesco.org/bdds>.

In Algeria, the labor force participation rate among females is 16.8% and among males is 67% for 2023

The labor force participation rate is the proportion of the population ages 15 and older that is economically active. Since 1990, female labor force participation has increased. Compared with labor force participation in the lower-middle income group, the gap between men and women is higher in Algeria.

Labor force participation rate, by sex (% of population ages 15+) (modeled ILO estimate)

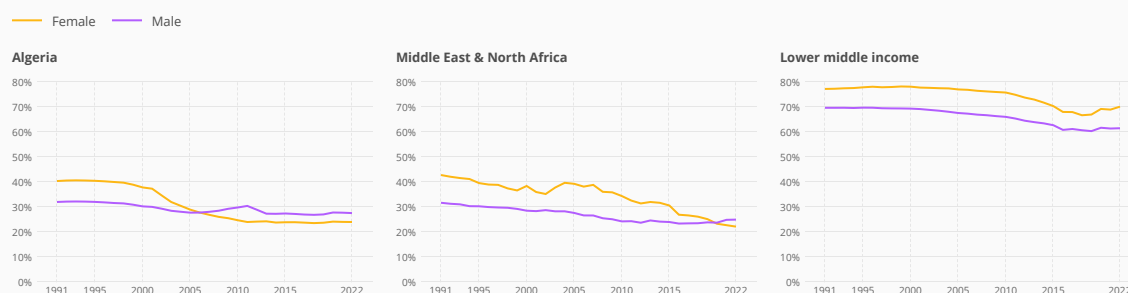


Source: International Labour Organization. "ILO Modelled Estimates and Projections database (ILOEST)" ILOSTAT. Accessed February 06, 2024. <https://ilostat.ilo.org/data/>.

Vulnerable employment for females has improved in Algeria since 1991

Workers in vulnerable employment are the least likely to have formal work arrangements, social protection, and safety nets to guard against economic shocks; thus they are more likely to fall into poverty. Vulnerable employment among women is 24.1% and among men is 27.7% in Algeria for 2022. The rate of vulnerable employment is higher for men but similar for women in Algeria compared to the average rate in Middle East & North Africa.

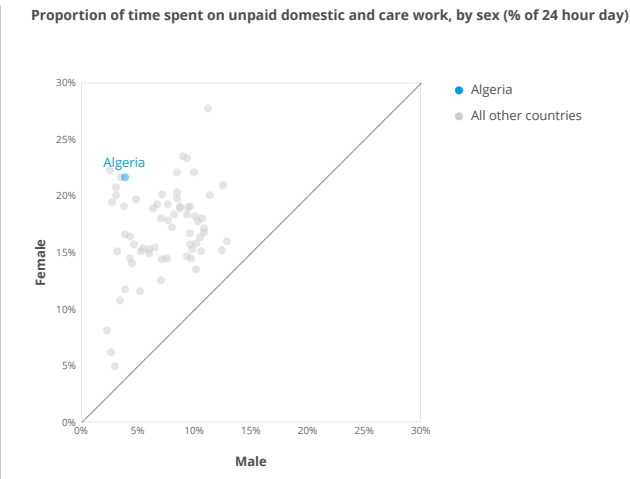
Vulnerable employment, by sex (% of total employment) (modeled ILO estimate)



Source: World Bank, World Development Indicators database. Estimates are based on data obtained from International Labour Organization, ILOSTAT at <https://ilostat.ilo.org/data/>.

**In Algeria, women spend 5.8 times as much time on unpaid domestic and care work than men**

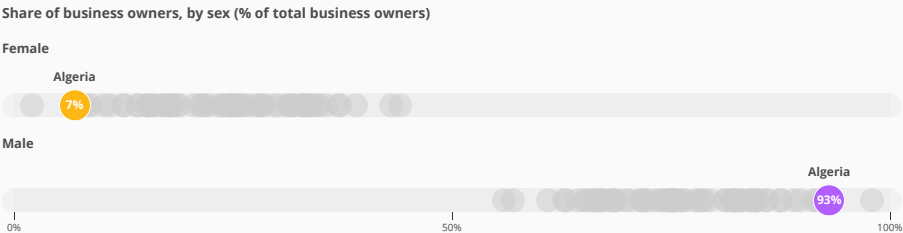
The data, expressed as a proportion of time in a day, measure the average time an individual spends on household provision of services for own consumption. In 2012, women in Algeria spent 21.7% of their day and men spent 3.8% of their day on unpaid work. Data compiled from the most recent data point between 2010 and 2019.



Source: National statistical offices or national database and publications compiled by United Nations Statistics Division. The data were downloaded on December 3 from the Global SDG Indicators Database:

**More men than women owned a business in 2018**

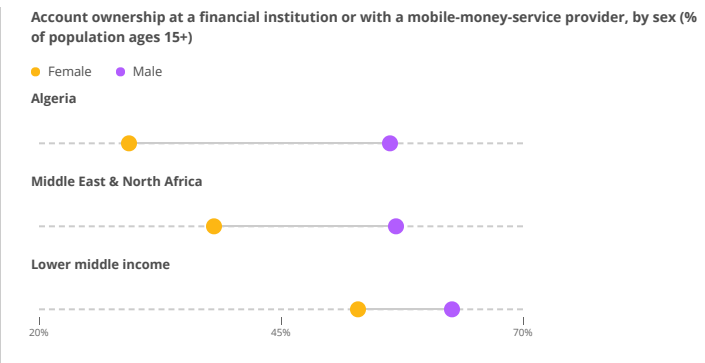
The share of female business owners for Algeria falls in the lowest quintile of all countries for which there are data. Share of business is calculated as the proportion of female or male newly registered limited liability company owners out of the total number of newly registered limited liability company owners in the economy in the calendar year. Data compiled from the most recent data point between 2016 and 2020.



Source: World Bank's Entrepreneurship Survey and database (<https://www.worldbank.org/en/programs/entrepreneurship>). Downloaded on November 29, 2023.

**In 2017, 29.3% of women and 56.3% of men in Algeria had an account**

The gap in account ownership between men and women in Algeria, 27, is larger than the gap of the Middle East & North Africa aggregate, 18.8. Account ownership denotes the percentage of respondents who report having an account (by themselves or together with someone else) at a bank or another type of financial institution or report personally using a mobile money service in the past 12 months.



Source: Demirguc-Kunt et al., 2018, Global Financial Inclusion Database, World Bank.


Data is not available for Algeria for House ownership status, by sex (% of population age 15-49)

House ownership status, by sex (% of population age 15-49)



Source: Demographic and Health Surveys (DHS)

Data is not available for Algeria for Percentage of women ages 15-49 participating in decisions about:



Source: Demographic and Health Surveys (DHS)

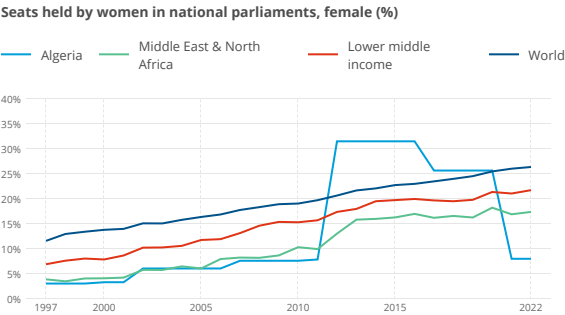
Data is not available for Algeria for Percentage of women ages 15-49 who have ever experienced:



Source: Demographic and Health Surveys (DHS) Statcompiler (<https://www.statcompiler.com/>)

8.1% of seats in national parliament were held by women in 2022 in Algeria

Women in parliaments are the percentage of parliamentary seats in a single or lower chamber held by women. The proportion of seats held by women in Algeria has remained roughly the same as 2010. The current rate is lower than the average rate in lower-middle income countries.



Source: Inter-Parliamentary Union (IPU) ([www.ipu.org](http://www.ipu.org)). For the year of 1998, the data is as of August 10, 1998.

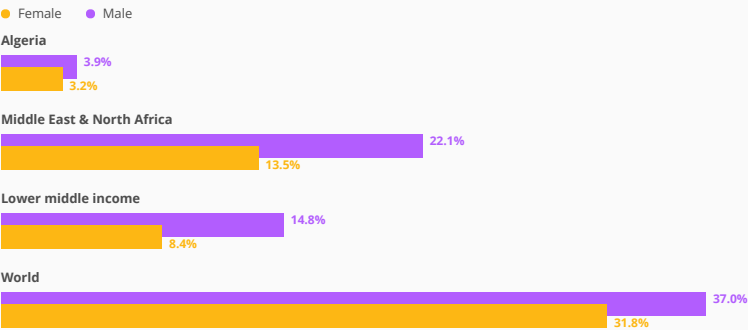
Data is not available for Algeria for Employment in senior and middle management, female (%)



In 2021 women and men used a mobile phone or the internet to pay bills at approximately the same rate.

The female rate in Algeria is lower than both Middle East & North Africa and the lower-middle income group. Internet usage denotes the percentage of respondents who report using a mobile phone or the internet to pay bills in the past 12 months.

Used a mobile phone or the internet to pay bills in the past year, by sex (% age 15+)



Source: Global Findex database