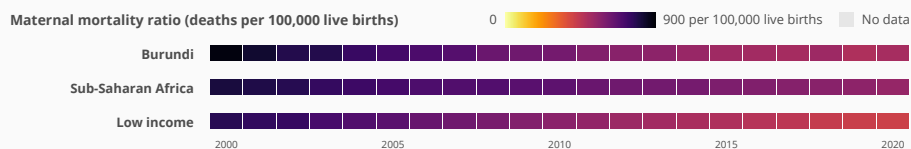


494 women die per 100,000 live births due to pregnancy-related causes in Burundi

The maternal mortality ratio in Burundi has improved from 874 in 2000 to 494 in 2020. Maternal mortality in Burundi is lower than its regional average. Maternal mortality ratio is the number of women who die from pregnancy-related causes while pregnant or within 42 days of pregnancy termination per 100,000 live births.

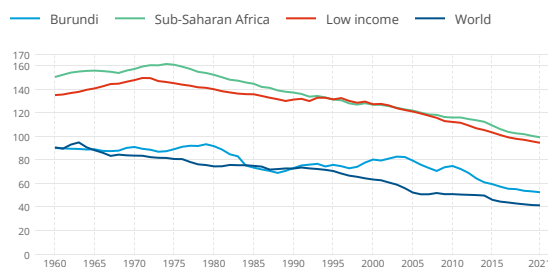


Source: WHO, UNICEF, UNFPA, World Bank Group, and UNDESA/Population Division. Trends in Maternal Mortality 2000 to 2020. Geneva, World Health Organization, 2023

54 of every 1,000 girls ages 15-19 gave birth in Burundi in 2021

In Burundi, the rate of adolescent fertility has decreased since 2010. The rate in 2021 was lower than the average rate in its income group.

Adolescent fertility rate (births per 1,000 women ages 15-19)

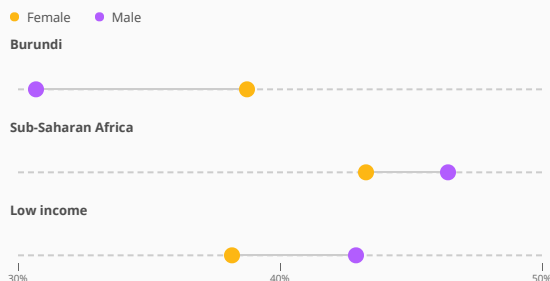


Source: United Nations Population Division, World Population Prospects.

38.8% of girls and 30.7% of boys complete lower secondary school in Burundi as of 2022 data

The female rate in Burundi is lower than Sub-Saharan Africa but nearly the same as the low-income group. Lower secondary education completion rate measures how many children have completed the last grade of lower secondary education regardless of age completed.


Lower secondary completion rate, by sex (% of relevant age group)



Adult literacy in Burundi is lower among women than among men (2022)

The adult female literacy rate in Burundi is higher than in Sub-Saharan Africa. Adult literacy rate is the percentage of people ages 15 and above who can both read and write with understanding a short simple statement about their everyday life.

Adult literacy rate, by sex (% of people ages 15 and above)

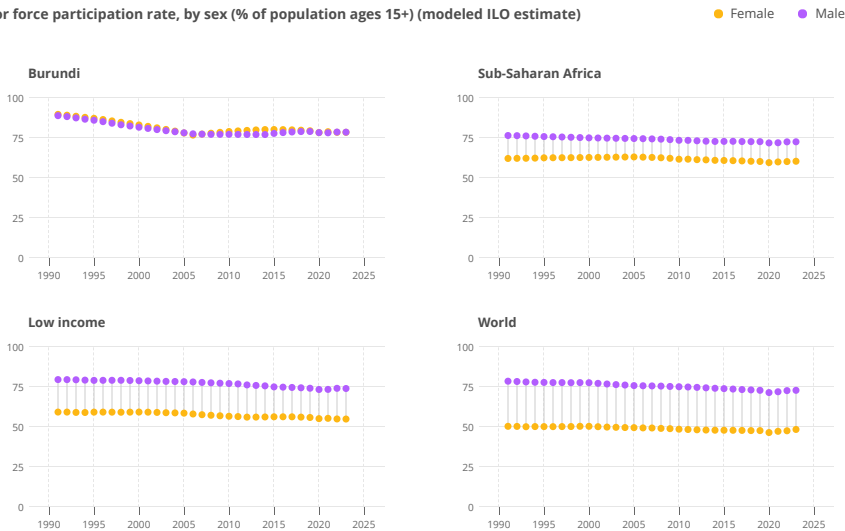


Source: UNESCO Institute for Statistics (UIS). UIS.Stat Bulk Data Download Service. Accessed September 19, 2023. <https://apiportal.uis.unesco.org/bdds>.

In Burundi, the labor force participation rate is nearly the same: 78.8% among females and 78.8% among males for 2023

The labor force participation rate is the proportion of the population ages 15 and older that is economically active. Since 1990, female labor force participation has decreased. Compared with labor force participation in the low-income group, the gap between men and women is lower in Burundi.

Labor force participation rate, by sex (% of population ages 15+) (modeled ILO estimate)

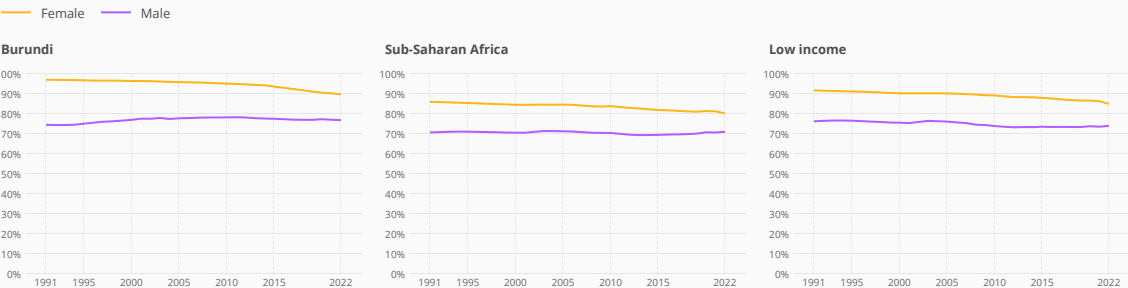


Source: International Labour Organization. "ILO Modelled Estimates and Projections database (ILOEST)" ILOSTAT. Accessed February 06, 2024. <https://ilostat.ilo.org/data/>.

Vulnerable employment for females has improved in Burundi since 1991

Workers in vulnerable employment are the least likely to have formal work arrangements, social protection, and safety nets to guard against economic shocks; thus they are more likely to fall into poverty. Vulnerable employment among women is 90.1% and among men is 77.1% in Burundi for 2022. The rate of vulnerable employment is higher for men and women in Burundi compared to the average rate in Sub-Saharan Africa.

Vulnerable employment, by sex (% of total employment) (modeled ILO estimate)




Source: World Bank, World Development Indicators database. Estimates are based on data obtained from International Labour Organization, ILOSTAT at <https://ilostat.ilo.org/data/>.

Data is not available for Burundi for Proportion of time spent on unpaid domestic and care work, by sex (% of 24 hour day)



Source: National statistical offices or national database and publications compiled by United Nations Statistics Division. The data were downloaded on December 3 from the Global SDG Indicators Database:

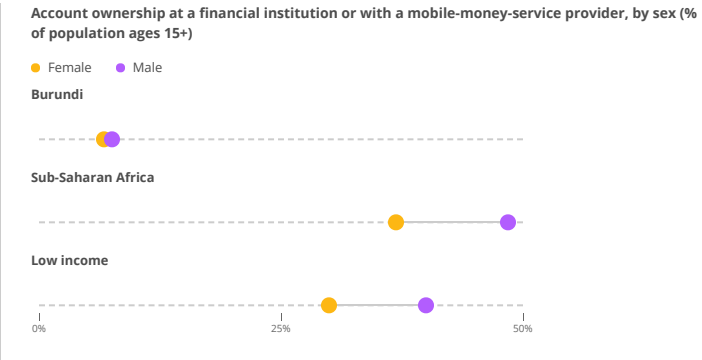
Data is not available for Burundi for Share of business owners, by sex (% of total business owners)



Source: World Bank's Entrepreneurship Survey and database (<https://www.worldbank.org/en/programs/entrepreneurship>). Downloaded on November 29, 2023.

In 2014, 6.7% of women and 7.5% of men in Burundi had an account

The female rate in Burundi is lower than both Sub-Saharan Africa and the low-income group. Account ownership denotes the percentage of respondents who report having an account (by themselves or together with someone else) at a bank or another type of financial institution or report personally using a mobile money service in the past 12 months.



Source: Demirguc-Kunt et al., 2018, Global Financial Inclusion Database, World Bank.

56.1% of men and 56.3% of women owned a dwelling either alone or jointly in 2017

For women in particular, asset ownership is a source of economic empowerment and provides protection in the case of marital dissolution or abandonment. There is increasing evidence that ownership of property by women has positive consequences for women's empowerment, nutritional and health outcomes, and children's schooling.

House ownership status, by sex (% of population age 15-49)

Male



43.9% do not own a house
22.1% own a house alone
22.7% own a house jointly
11.3% own a house both alone and jointly

Female



43.7% do not own a house
4.5% own a house alone
37.3% own a house jointly
14.6% own a house both alone and jointly

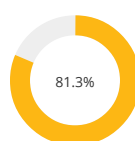
Source: Demographic and Health Surveys (DHS)

60.3% of women participated in making major decisions in the household in 2017

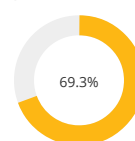
Women participating in making major decisions is the percentage of currently married women ages 15-49 who say that they alone or jointly have the final say in (i) making major household purchases, (ii) decisions about own healthcare, and (iii) visits to family, relatives, friends.

Percentage of women ages 15-49 participating in decisions about:

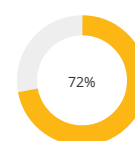
Visits to family, relatives, friends



Making major household purchase



Own health care



Source: Demographic and Health Surveys (DHS)

In Burundi, the share of women who have experienced intimate partner violence is greater than the world average, 27%

Intimate partner violence is by far the most prevalent form of violence against women globally and is defined as the percentage of ever-married women (ages 15-49) who have ever experienced physical or sexual violence committed by their husband or partner, whereas those who have ever experienced any form of sexual violence is the percentage of women (ages 15-49) who ever experienced sexual violence irrespective of marital status and perpetrator.

Percentage of women ages 15-49 who have ever experienced:

Any form of sexual violence

23.1%

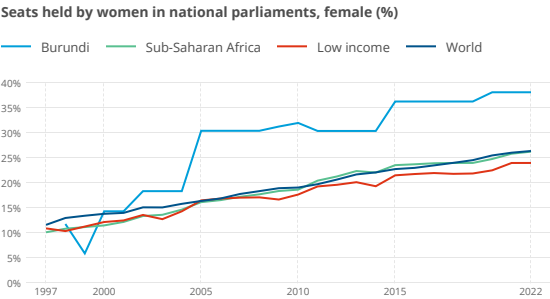
Intimate partner violence

40%

Source: Demographic and Health Surveys (DHS) Statcompiler (<https://www.statcompiler.com/>)

38.2% of seats in national parliament were held by women in 2022 in Burundi

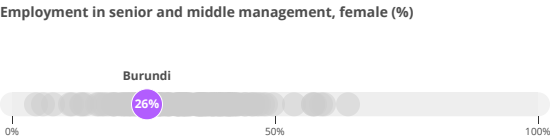
Women in parliaments are the percentage of parliamentary seats in a single or lower chamber held by women. The proportion of seats held by women in Burundi has increased since 2010. The current rate is higher than the average rate in low-income countries.




Source: Inter-Parliamentary Union (IPU) (www.ipu.org). For the year of 1998, the data is as of August 10, 1998.

Women represented 25.7% of those employed in senior and middle management in 2020

The female share of employment in senior and middle management for Burundi falls in the second quintile of all countries for which there are data. Data compiled from the most recent data point available between 2010 and 2023.



Data is not available for Burundi for Used a mobile phone or the internet to pay bills in the past year, by sex (% age 15+)



Source: Global Findex database