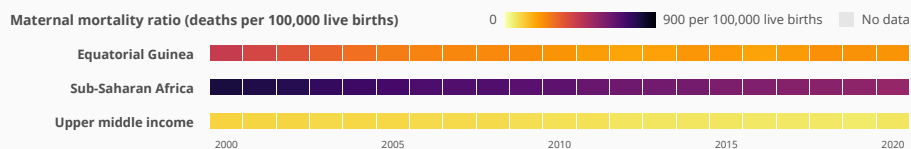


Equatorial Guinea

Income Group: Upper middle income Region: Sub-Saharan Africa

212 women die per 100,000 live births due to pregnancy-related causes in Equatorial Guinea

The maternal mortality ratio in Equatorial Guinea has improved from 427 in 2000 to 212 in 2020. Maternal mortality in Equatorial Guinea is lower than its regional average. Maternal mortality ratio is the number of women who die from pregnancy-related causes while pregnant or within 42 days of pregnancy termination per 100,000 live births.

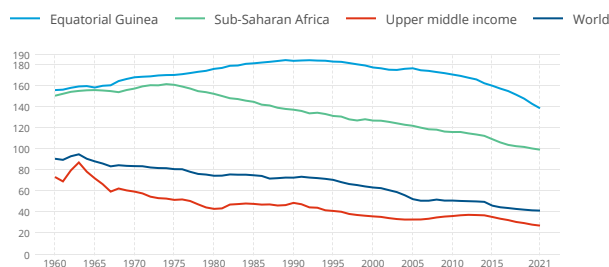


Source: WHO, UNICEF, UNFPA, World Bank Group, and UNDESA/Population Division. Trends in Maternal Mortality 2000 to 2020. Geneva, World Health Organization, 2023

140 of every 1,000 girls ages 15-19 gave birth in Equatorial Guinea in 2021

In Equatorial Guinea, the rate of adolescent fertility has decreased since 2010. The rate in 2021 was higher than the average rate in its income group.

Adolescent fertility rate (births per 1,000 women ages 15-19)



Source: United Nations Population Division, World Population Prospects.

20% of girls and 20.2% of boys complete lower secondary school in Equatorial Guinea as of 2015 data

The female rate in Equatorial Guinea is lower than both Sub-Saharan Africa and the upper-middle income group. Lower secondary education completion rate measures how many children have completed the last grade of lower secondary education regardless of age completed.

Lower secondary completion rate, by sex (% of relevant age group)

● Female ● Male

Equatorial Guinea

Sub-Saharan Africa

Upper middle income

10% 55% 100%

Adult literacy in Equatorial Guinea is lower among women than among men (2010)

In Equatorial Guinea, both women and men have very high literacy rates. Adult literacy rate is the percentage of people ages 15 and above who can both read and write with understanding a short simple statement about their everyday life.

Adult literacy rate, by sex (% of people ages 15 and above)

● Female ● Male

Equatorial Guinea

97.2% 90.7%

Sub-Saharan Africa

74.2% 61.4%

Upper middle income

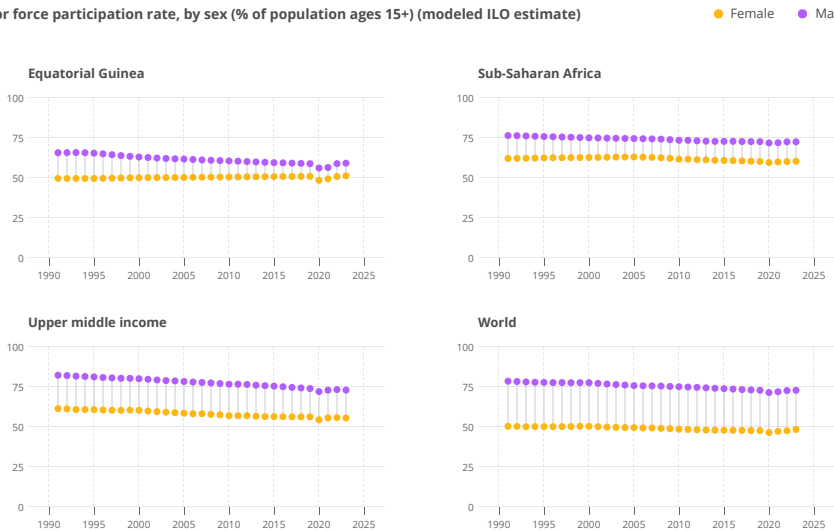
97.2% 94.7%

Source: UNESCO Institute for Statistics (UIS). UIS.Stat Bulk Data Download Service. Accessed September 19, 2023. <https://apiportal.uis.unesco.org/bdds>.

In Equatorial Guinea, the labor force participation rate among females is 51.6% and among males is 59.5% for 2023

The labor force participation rate is the proportion of the population ages 15 and older that is economically active. Since 1990, female labor force participation has remained roughly the same. Compared with labor force participation in the upper-middle income group, the gap between men and women is lower in Equatorial Guinea.

Labor force participation rate, by sex (% of population ages 15+) (modeled ILO estimate)

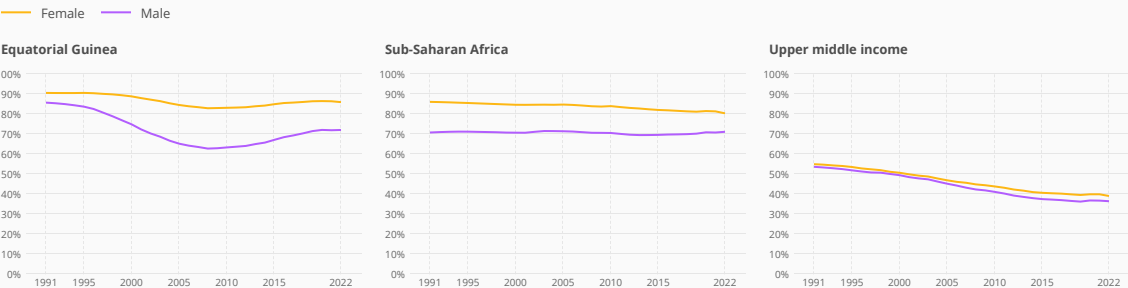


Source: International Labour Organization. "ILO Modelled Estimates and Projections database (ILOEST)" ILOSTAT. Accessed February 06, 2024. <https://ilostat.ilo.org/data/>.

Vulnerable employment for females has improved in Equatorial Guinea since 1991

Workers in vulnerable employment are the least likely to have formal work arrangements, social protection, and safety nets to guard against economic shocks; thus they are more likely to fall into poverty. Vulnerable employment among women is 86.1% and among men is 72.2% in Equatorial Guinea for 2022. The rate of vulnerable employment is similar for men but higher for women in Equatorial Guinea compared to the average rate in Sub-Saharan Africa.

Vulnerable employment, by sex (% of total employment) (modeled ILO estimate)



Source: World Bank, World Development Indicators database. Estimates are based on data obtained from International Labour Organization, ILOSTAT at <https://ilostat.ilo.org/data/>.

Data is not available for Equatorial Guinea for Proportion of time spent on unpaid domestic and care work, by sex (% of 24 hour day)




Source: National statistical offices or national database and publications compiled by United Nations Statistics Division. The data were downloaded on December 3 from the Global SDG Indicators Database:

Data is not available for Equatorial Guinea for Share of business owners, by sex (% of total business owners)



Source: World Bank's Entrepreneurship Survey and database (<https://www.worldbank.org/en/programs/entrepreneurship>). Downloaded on November 29, 2023.

Data is not available for Equatorial Guinea for Account ownership at a financial institution or with a mobile-money-service provider, by sex (% of population ages 15+)



Source: Demirguc-Kunt et al., 2018, Global Financial Inclusion Database, World Bank.

Data is not available for Equatorial Guinea for House ownership status, by sex (% of population age 15-49)

House ownership status, by sex (% of population age 15-49)

Male



Female



Source: Demographic and Health Surveys (DHS)

Data is not available for Equatorial Guinea for Percentage of women ages 15-49 participating in decisions about:

Data is not available

Source: Demographic and Health Surveys (DHS)

In Equatorial Guinea, the share of women who have experienced intimate partner violence is greater than the world average, 27%

Intimate partner violence is by far the most prevalent form of violence against women globally and is defined as the percentage of ever-married women (ages 15-49) who have ever experienced physical or sexual violence committed by their husband or partner, whereas those who have ever experienced any form of sexual violence is the percentage of women (ages 15-49) who ever experienced sexual violence irrespective of marital status and perpetrator.

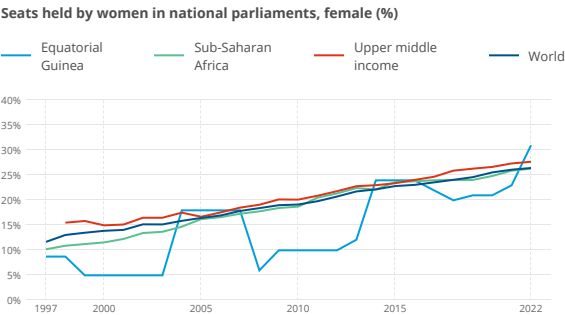
Percentage of women ages 15-49 who have ever experienced:



Source: Demographic and Health Surveys (DHS) Statcompiler (<https://www.statcompiler.com/>)

31% of seats in national parliament were held by women in 2022 in Equatorial Guinea

Women in parliaments are the percentage of parliamentary seats in a single or lower chamber held by women. The proportion of seats held by women in Equatorial Guinea has increased since 2010. The current rate is higher than the average rate in upper-middle income countries.




Source: Inter-Parliamentary Union (IPU) (www.ipu.org). For the year of 1998, the data is as of August 10, 1998.

Data is not available for Equatorial Guinea for Employment in senior and middle management, female (%)

Data is not available

Data is not available for Equatorial Guinea for Used a mobile phone or the internet to pay bills in the past year, by sex (% age 15+)



Source: Global Findex database

Data retrieved from World Bank Gender Data Portal
<https://genderdata.worldbank.org/countries/equatorial-guinea/>