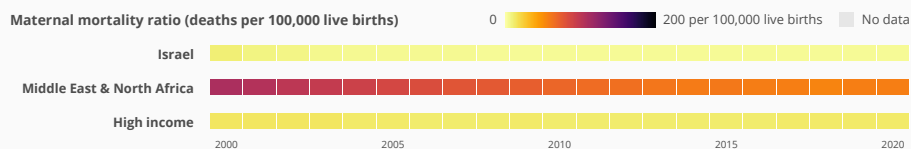


### 3 women die per 100,000 live births due to pregnancy-related causes in Israel

The maternal mortality ratio in Israel has remained stagnant over the last 20 years roughly around 3. Maternal mortality in Israel is lower than its regional average. Maternal mortality ratio is the number of women who die from pregnancy-related causes while pregnant or within 42 days of pregnancy termination per 100,000 live births.

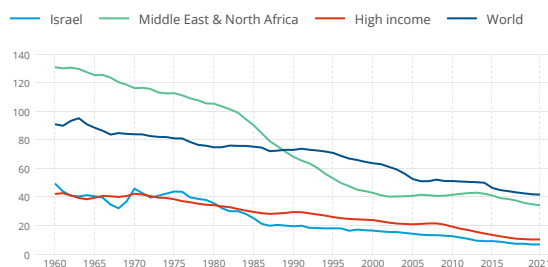


Source: WHO, UNICEF, UNFPA, World Bank Group, and UNDESA/Population Division. Trends in Maternal Mortality 2000 to 2020. Geneva, World Health Organization, 2023

### 8 of every 1,000 girls ages 15-19 gave birth in Israel in 2021

In Israel, the rate of adolescent fertility has decreased since 2010. The rate in 2021 was nearly the same as the average rate in its income group.

#### Adolescent fertility rate (births per 1,000 women ages 15-19)



Source: United Nations Population Division, World Population Prospects.

### 94.3% of girls and 93.2% of boys complete lower secondary school in Israel as of 2021 data

The female rate in Israel is higher than Middle East & North Africa but lower than the high-income group. Lower secondary education completion rate measures how many children have completed the last grade of lower secondary education regardless of age completed.

#### Lower secondary completion rate, by sex (% of relevant age group)

Female Male

Israel

Middle East & North Africa

High income

70% 85% 100%

Data is not available for Israel for Adult literacy rate, by sex (% of people ages 15 and above)



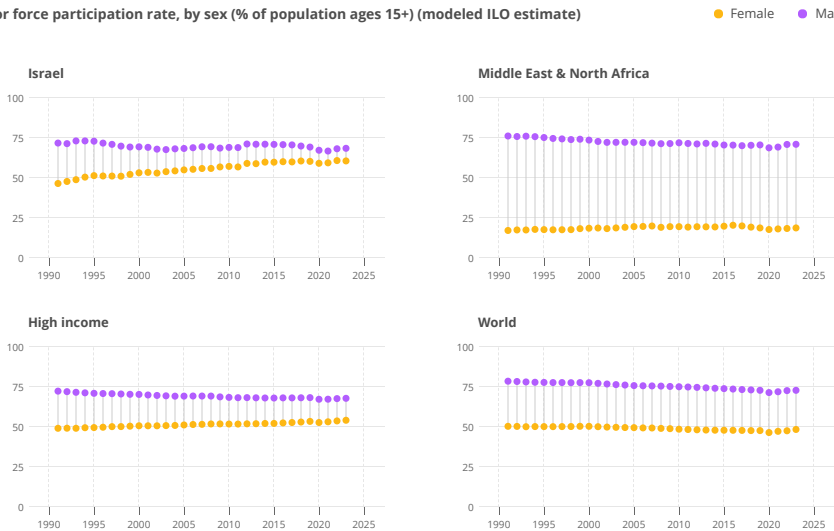
Data is not available

Source: UNESCO Institute for Statistics (UIS). UIS.Stat Bulk Data Download Service. Accessed September 19, 2023. <https://apiportal.uis.unesco.org/bdds>.

In Israel, the labor force participation rate among females is 60.9% and among males is 68.8% for 2023

The labor force participation rate is the proportion of the population ages 15 and older that is economically active. Since 1990, female labor force participation has increased. Compared with labor force participation in the high-income group, the gap between men and women is lower in Israel.

Labor force participation rate, by sex (% of population ages 15+) (modeled ILO estimate)

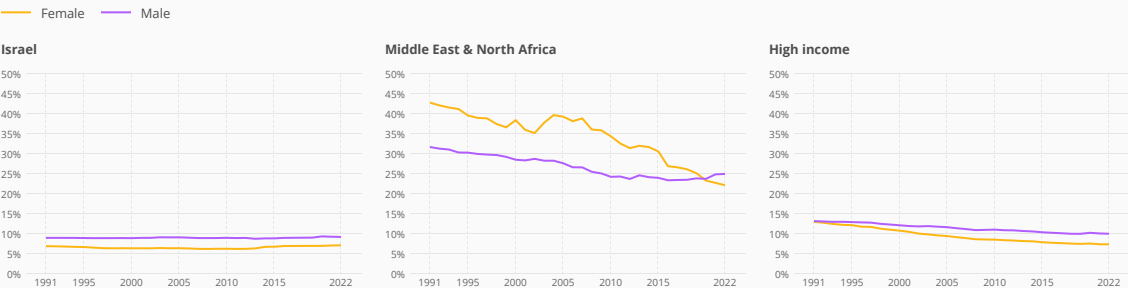


Source: International Labour Organization. "ILO Modelled Estimates and Projections database (ILOEST)" ILOSTAT. Accessed February 06, 2024. <https://ilostat.ilo.org/data/>.

Vulnerable employment among women has remained nearly the same since 1991

Workers in vulnerable employment are the least likely to have formal work arrangements, social protection, and safety nets to guard against economic shocks; thus they are more likely to fall into poverty. Vulnerable employment among women is 7.3% and among men is 9.3% in Israel for 2022. The rate of vulnerable employment is lower for men and women in Israel compared to the average rate in Middle East & North Africa.

Vulnerable employment, by sex (% of total employment) (modeled ILO estimate)



Source: World Bank, World Development Indicators database. Estimates are based on data obtained from International Labour Organization, ILOSTAT at <https://ilostat.ilo.org/data/>.

Data is not available for Israel for Proportion of time spent on unpaid domestic and care work, by sex (% of 24 hour day)



Source: National statistical offices or national database and publications compiled by United Nations Statistics Division. The data were downloaded on December 3 from the Global SDG Indicators Database:

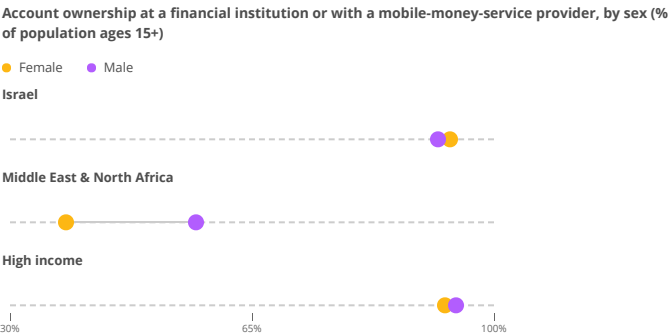
Data is not available for Israel for Share of business owners, by sex (% of total business owners)



Source: World Bank's Entrepreneurship Survey and database (<https://www.worldbank.org/en/programs/entrepreneurship>). Downloaded on November 29, 2023.

In 2017, 93.7% of women and 91.9% of men in Israel had an account

The female rate in Israel is higher than Middle East & North Africa but nearly the same as the high-income group. Account ownership denotes the percentage of respondents who report having an account (by themselves or together with someone else) at a bank or another type of financial institution or report personally using a mobile money service in the past 12 months.




Source: Demircuc-Kunt et al., 2018, Global Financial Inclusion Database, World Bank.


Data is not available for Israel for House ownership status, by sex (% of population age 15-49)

House ownership status, by sex (% of population age 15-49)

Male




Female




Source: Demographic and Health Surveys (DHS)

Data is not available for Israel for Percentage of women ages 15-49 participating in decisions about:



Source: Demographic and Health Surveys (DHS)

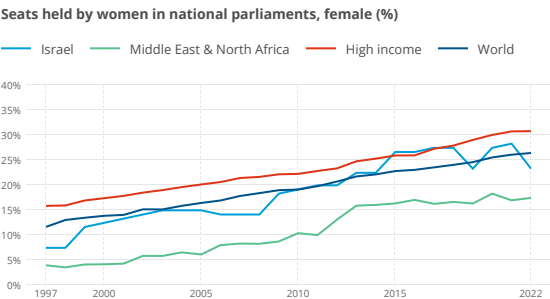
Data is not available for Israel for Percentage of women ages 15-49 who have ever experienced:



Source: Demographic and Health Surveys (DHS) Statcompiler (<https://www.statcompiler.com/>)

23.3% of seats in national parliament were held by women in 2022 in Israel

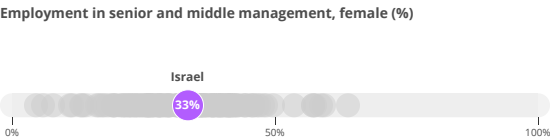
Women in parliaments are the percentage of parliamentary seats in a single or lower chamber held by women. The proportion of seats held by women in Israel has increased since 2010. The current rate is lower than the average rate in high-income countries.



Source: Inter-Parliamentary Union (IPU) ([www.ipu.org](http://www.ipu.org)). For the year of 1998, the data is as of August 10, 1998.

Women represented 33.4% of those employed in senior and middle management in 2022

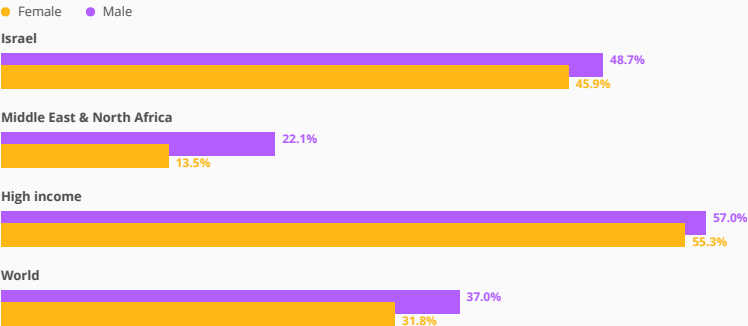
The female share of employment in senior and middle management for Israel falls in the third quintile of all countries for which there are data. Data compiled from the most recent data point available between 2010 and 2023.



More men than women used a mobile phone or the internet to pay bills in 2021

The female rate in Israel is higher than Middle East & North Africa but lower than the high-income group. Internet usage denotes the percentage of respondents who report using a mobile phone or the internet to pay bills in the past 12 months.

Used a mobile phone or the internet to pay bills in the past year, by sex (% age 15+)



Source: Global Findex database