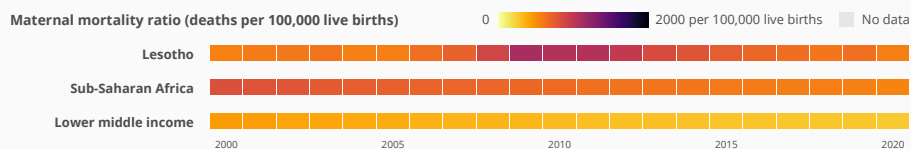


566 women die per 100,000 live births due to pregnancy-related causes in Lesotho

The maternal mortality ratio in Lesotho has worsened from 545 in 2000 to 566 in 2020. Maternal mortality in Lesotho is higher than its regional average. Maternal mortality ratio is the number of women who die from pregnancy-related causes while pregnant or within 42 days of pregnancy termination per 100,000 live births.

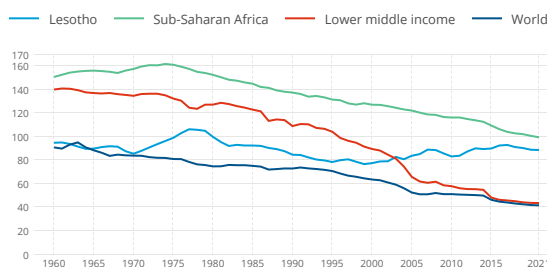


Source: WHO, UNICEF, UNFPA, World Bank Group, and UNDESA/Population Division. Trends in Maternal Mortality 2000 to 2020. Geneva, World Health Organization, 2023

90 of every 1,000 girls ages 15-19 gave birth in Lesotho in 2021

In Lesotho, the rate of adolescent fertility has increased since 2010. The rate in 2021 was higher than the average rate in its income group.

Adolescent fertility rate (births per 1,000 women ages 15-19)

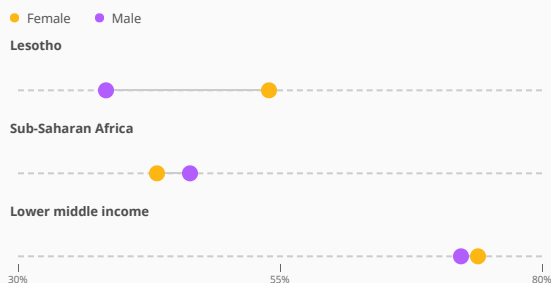


Source: United Nations Population Division, World Population Prospects.

53.9% of girls and 38.4% of boys complete lower secondary school in Lesotho as of 2017 data

The gap in lower secondary completion rate between boys and girls, 15.5, is larger than the gap of the Sub-Saharan Africa aggregate, 3.1. Lower secondary education completion rate measures how many children have completed the last grade of lower secondary education regardless of age completed.

Lower secondary completion rate, by sex (% of relevant age group)



Adult literacy in Lesotho is higher among women than among men (2022)

The gap in adult literacy between men and women, 15.8, is larger than the gap of the Sub-Saharan Africa aggregate, 12.7. Adult literacy rate is the percentage of people ages 15 and above who can both read and write with understanding a short simple statement about their everyday life.

Adult literacy rate, by sex (% of people ages 15 and above)

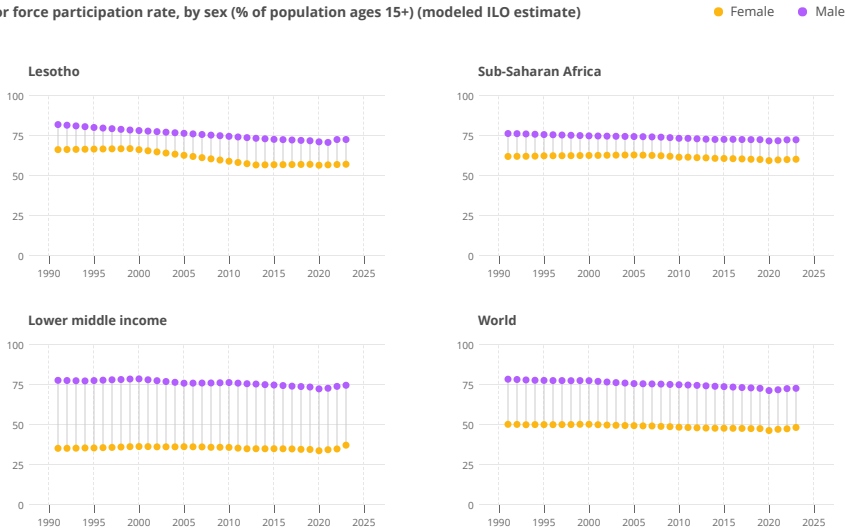


Source: UNESCO Institute for Statistics (UIS). UIS.Stat Bulk Data Download Service. Accessed September 19, 2023. <https://apiportal.uis.unesco.org/bdds>.

In Lesotho, the labor force participation rate among females is 57.6% and among males is 73% for 2023

The labor force participation rate is the proportion of the population ages 15 and older that is economically active. Since 1990, female labor force participation has decreased. Compared with labor force participation in the lower-middle income group, the gap between men and women is lower in Lesotho.

Labor force participation rate, by sex (% of population ages 15+) (modeled ILO estimate)

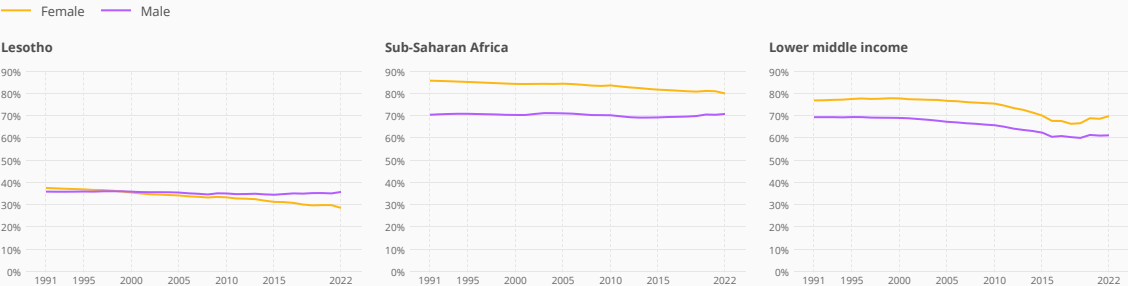


Source: International Labour Organization. "ILO Modelled Estimates and Projections database (ILOEST)" ILOSTAT. Accessed February 06, 2024. <https://ilostat.ilo.org/data/>.

Vulnerable employment for females has improved in Lesotho since 1991

Workers in vulnerable employment are the least likely to have formal work arrangements, social protection, and safety nets to guard against economic shocks; thus they are more likely to fall into poverty. Vulnerable employment among women is 29% and among men is 36.2% in Lesotho for 2022. The rate of vulnerable employment is lower for men and women in Lesotho compared to the average rate in Sub-Saharan Africa.

Vulnerable employment, by sex (% of total employment) (modeled ILO estimate)



Source: World Bank, World Development Indicators database. Estimates are based on data obtained from International Labour Organization, ILOSTAT at <https://ilostat.ilo.org/data/>.

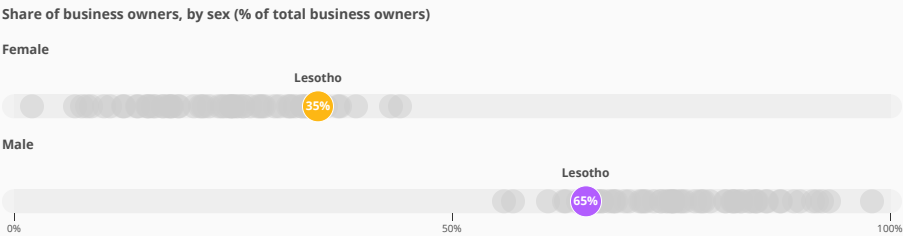
Data is not available for Lesotho for Proportion of time spent on unpaid domestic and care work, by sex (% of 24 hour day)



Source: National statistical offices or national database and publications compiled by United Nations Statistics Division. The data were downloaded on December 3 from the Global SDG Indicators Database:

More men than women owned a business in 2020

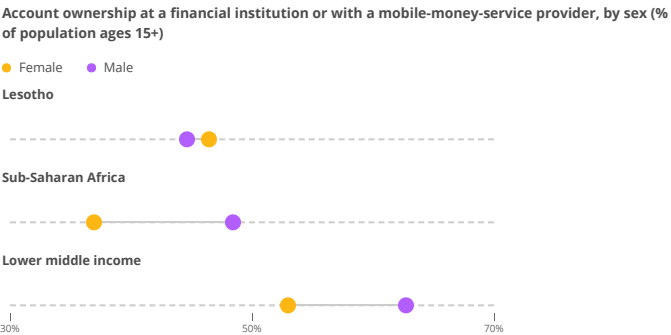
The share of female business owners for Lesotho falls in the highest quintile of all countries for which there are data. Share of business is calculated as the proportion of female or male newly registered limited liability company owners out of the total number of newly registered limited liability company owners in the economy in the calendar year. Data compiled from the most recent data point between 2016 and 2020.



Source: World Bank's Entrepreneurship Survey and database (<https://www.worldbank.org/en/programs/entrepreneurship>). Downloaded on November 29, 2023.

In 2017, 46.5% of women and 44.6% of men in Lesotho had an account

The female rate in Lesotho is higher than Sub-Saharan Africa but lower than the lower-middle income group. Account ownership denotes the percentage of respondents who report having an account (by themselves or together with someone else) at a bank or another type of financial institution or report personally using a mobile money service in the past 12 months.



Source: Demirguc-Kunt et al., 2018, Global Financial Inclusion Database, World Bank.

31% of men and 35.2% of women owned a dwelling either alone or jointly in 2014

For women in particular, asset ownership is a source of economic empowerment and provides protection in the case of marital dissolution or abandonment. There is increasing evidence that ownership of property by women has positive consequences for women's empowerment, nutritional and health outcomes, and children's schooling.

House ownership status, by sex (% of population age 15-49)

Male



69.0% do not own a house

10.7% own a house alone

18.9% own a house jointly

1.4% own a house both alone and jointly

Female



64.8% do not own a house

7.6% own a house alone

26.2% own a house jointly

1.3% own a house both alone and jointly

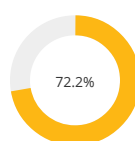
Source: Demographic and Health Surveys (DHS)

65.4% of women participated in making major decisions in the household in 2014

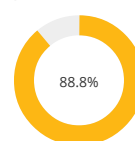
Women participating in making major decisions is the percentage of currently married women ages 15-49 who say that they alone or jointly have the final say in (i) making major household purchases, (ii) decisions about own healthcare, and (iii) visits to family, relatives, friends.

Percentage of women ages 15-49 participating in decisions about:

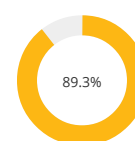
Visits to family, relatives, friends



Making major household purchase



Own health care




Source: Demographic and Health Surveys (DHS)

In Lesotho, the share of women who have experienced intimate partner violence is greater than the world average, 27%

Intimate partner violence is by far the most prevalent form of violence against women globally and is defined as the percentage of ever-married women (ages 15-49) who have ever experienced physical or sexual violence committed by their husband or partner, whereas those who have ever experienced any form of sexual violence is the percentage of women (ages 15-49) who ever experienced sexual violence irrespective of marital status and perpetrator.

Percentage of women ages 15-49 who have ever experienced:

Intimate partner violence



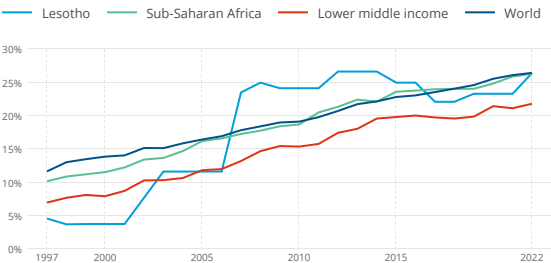
40%

Source: Demographic and Health Surveys (DHS) Statcompiler (<https://www.statcompiler.com/>)

26.4% of seats in national parliament were held by women in 2022 in Lesotho

Women in parliaments are the percentage of parliamentary seats in a single or lower chamber held by women. The proportion of seats held by women in Lesotho has increased since 2010. The current rate is higher than the average rate in lower-middle income countries.

Seats held by women in national parliaments, female (%)

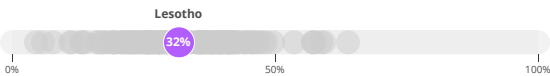


Source: Inter-Parliamentary Union (IPU) (www.ipu.org). For the year of 1998, the data is as of August 10, 1998.

Women represented 31.7% of those employed in senior and middle management in 2019

The female share of employment in senior and middle management for Lesotho falls in the third quintile of all countries for which there are data. Data compiled from the most recent data point available between 2010 and 2023.

Employment in senior and middle management, female (%)



More men than women used a mobile phone or the internet to pay bills in 2017

The female rate in Lesotho is lower than Sub-Saharan Africa but nearly the same as the lower-middle income group. Internet usage denotes the percentage of respondents who report using a mobile phone or the internet to pay bills in the past 12 months.

Used a mobile phone or the internet to pay bills in the past year, by sex (% age 15+)

Female Male

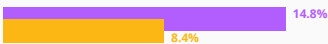
Lesotho



Sub-Saharan Africa



Lower middle income



World



Source: Global Findex database