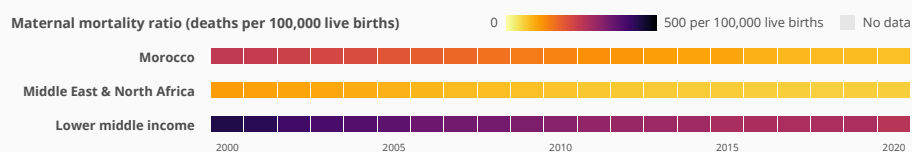


72 women die per 100,000 live births due to pregnancy-related causes in Morocco

The maternal mortality ratio in Morocco has improved from 244 in 2000 to 72 in 2020. Maternal mortality in Morocco is higher than its regional average. Maternal mortality ratio is the number of women who die from pregnancy-related causes while pregnant or within 42 days of pregnancy termination per 100,000 live births.

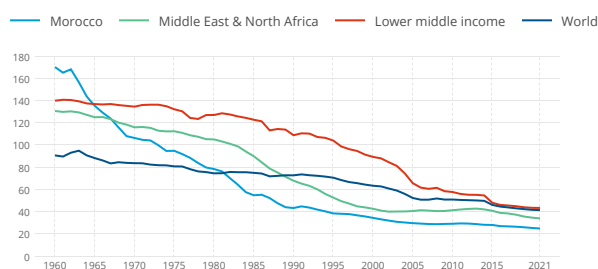


Source: WHO, UNICEF, UNFPA, World Bank Group, and UNDESA/Population Division. Trends in Maternal Mortality 2000 to 2020. Geneva, World Health Organization, 2023

26 of every 1,000 girls ages 15-19 gave birth in Morocco in 2021

In Morocco, the rate of adolescent fertility has remained roughly the same since 2010. The rate in 2021 was lower than the average rate in its income group.

Adolescent fertility rate (births per 1,000 women ages 15-19)

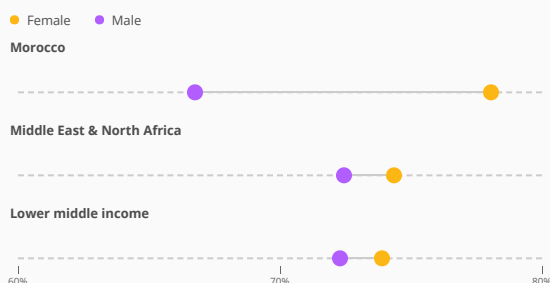


Source: United Nations Population Division, World Population Prospects.

78% of girls and 66.8% of boys complete lower secondary school in Morocco as of 2022 data

The gap in lower secondary completion rate between boys and girls, 11.3, is larger than the gap of the Middle East & North Africa aggregate, 1.9. Lower secondary education completion rate measures how many children have completed the last grade of lower secondary education regardless of age completed.

Lower secondary completion rate, by sex (% of relevant age group)



Adult literacy in Morocco is lower among women than among men (2022)

The gap in adult literacy between men and women, 16.5, is larger than the gap of the Middle East & North Africa aggregate, 12.4. Adult literacy rate is the percentage of people ages 15 and above who can both read and write with understanding a short simple statement about their everyday life.

Adult literacy rate, by sex (% of people ages 15 and above)

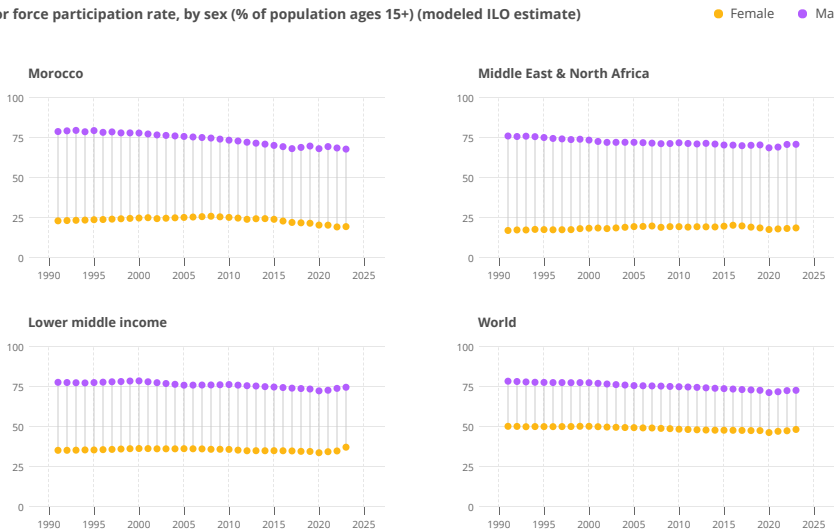


Source: UNESCO Institute for Statistics (UIS). UIS.Stat Bulk Data Download Service. Accessed September 19, 2023. <https://apiportal.uis.unesco.org/bdds>.

In Morocco, the labor force participation rate among females is 19.8% and among males is 68.3% for 2023

The labor force participation rate is the proportion of the population ages 15 and older that is economically active. Since 1990, female labor force participation has decreased. Compared with labor force participation in the lower-middle income group, the gap between men and women is higher in Morocco.

Labor force participation rate, by sex (% of population ages 15+) (modeled ILO estimate)

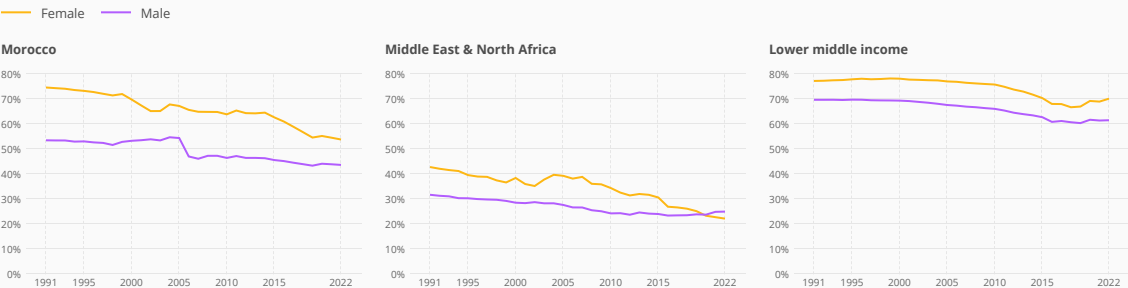


Source: International Labour Organization. "ILO Modelled Estimates and Projections database (ILOEST)" ILOSTAT. Accessed February 06, 2024. <https://ilostat.ilo.org/data/>.

Vulnerable employment for females has improved in Morocco since 1991

Workers in vulnerable employment are the least likely to have formal work arrangements, social protection, and safety nets to guard against economic shocks; thus they are more likely to fall into poverty. Vulnerable employment among women is 53.9% and among men is 43.8% in Morocco for 2022. The rate of vulnerable employment is higher for men and women in Morocco compared to the average rate in Middle East & North Africa.

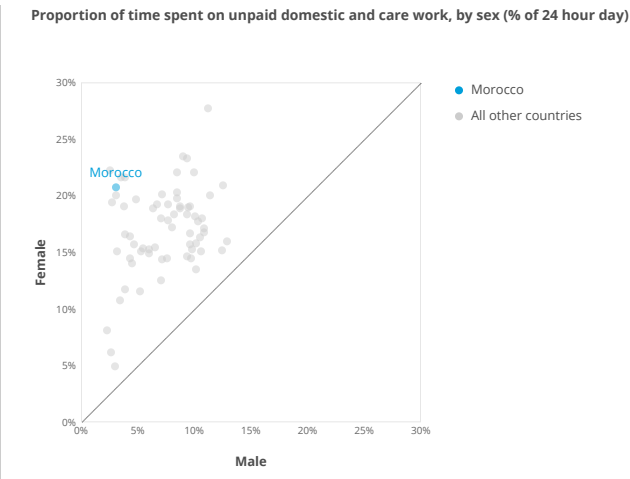
Vulnerable employment, by sex (% of total employment) (modeled ILO estimate)



Source: World Bank, World Development Indicators database. Estimates are based on data obtained from International Labour Organization, ILOSTAT at <https://ilostat.ilo.org/data/>.

In Morocco, women spend 7 times as much time on unpaid domestic and care work than men

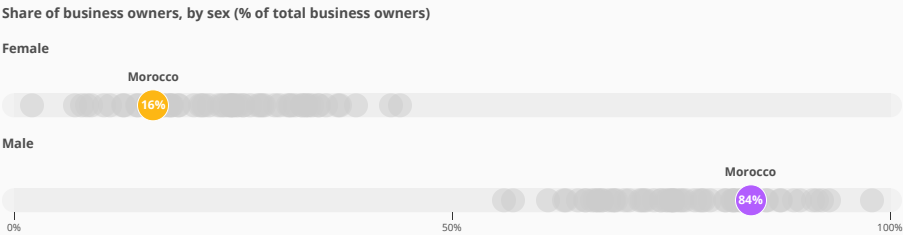
The data, expressed as a proportion of time in a day, measure the average time an individual spends on household provision of services for own consumption. In 2012, women in Morocco spent 20.8% of their day and men spent 3% of their day on unpaid work. Data compiled from the most recent data point between 2010 and 2019.



Source: National statistical offices or national database and publications compiled by United Nations Statistics Division. The data were downloaded on December 3 from the Global SDG Indicators Database:

More men than women owned a business in 2020

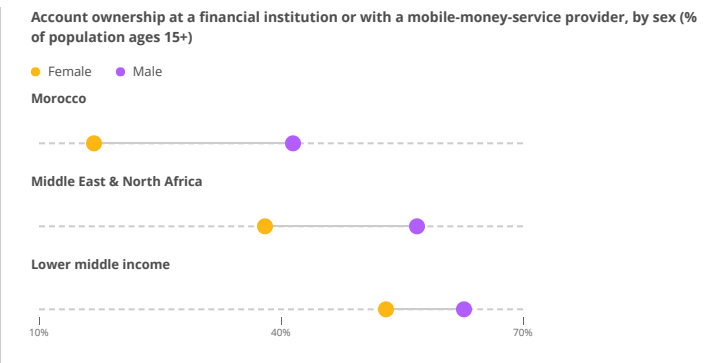
The share of female business owners for Morocco falls in the second quintile of all countries for which there are data. Share of business is calculated as the proportion of female or male newly registered limited liability company owners out of the total number of newly registered limited liability company owners in the economy in the calendar year. Data compiled from the most recent data point between 2016 and 2020.



Source: World Bank's Entrepreneurship Survey and database (<https://www.worldbank.org/en/programs/entrepreneurship>). Downloaded on November 29, 2023.

In 2017, 16.8% of women and 41.5% of men in Morocco had an account

The gap in account ownership between men and women in Morocco, 24.7, is larger than the gap of the Middle East & North Africa aggregate, 18.8. Account ownership denotes the percentage of respondents who report having an account (by themselves or together with someone else) at a bank or another type of financial institution or report personally using a mobile money service in the past 12 months.



Source: Demirguc-Kunt et al., 2018, Global Financial Inclusion Database, World Bank.


Data is not available for Morocco for House ownership status, by sex (% of population age 15-49)

House ownership status, by sex (% of population age 15-49)




Source: Demographic and Health Surveys (DHS)

Data is not available for Morocco for Percentage of women ages 15-49 participating in decisions about:



Source: Demographic and Health Surveys (DHS)

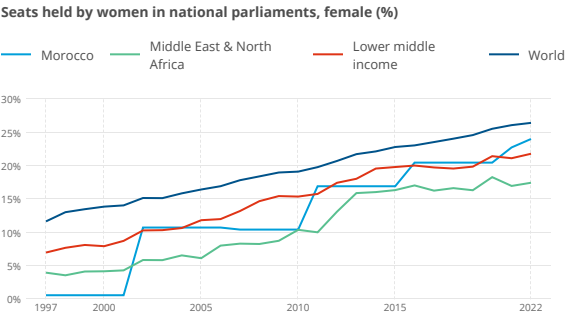
Data is not available for Morocco for Percentage of women ages 15-49 who have ever experienced:



Source: Demographic and Health Surveys (DHS) Statcompiler (<https://www.statcompiler.com/>)


24.1% of seats in national parliament were held by women in 2022 in Morocco

Women in parliaments are the percentage of parliamentary seats in a single or lower chamber held by women. The proportion of seats held by women in Morocco has increased since 2010. The current rate is higher than the average rate in lower-middle income countries.



Source: Inter-Parliamentary Union (IPU) (www.ipu.org). For the year of 1998, the data is as of August 10, 1998.

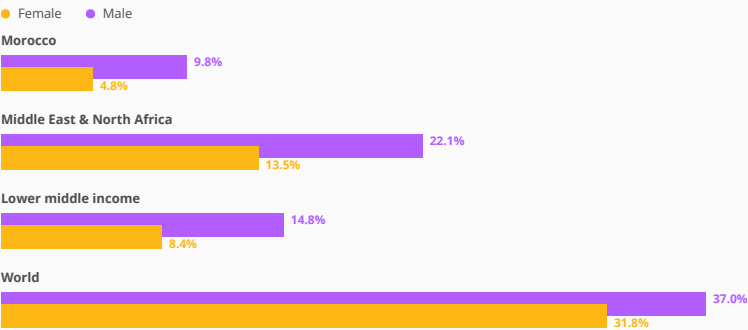
Data is not available for Morocco for Employment in senior and middle management, female (%)



More men than women used a mobile phone or the internet to pay bills in 2021

The female rate in Morocco is lower than both Middle East & North Africa and the lower-middle income group. Internet usage denotes the percentage of respondents who report using a mobile phone or the internet to pay bills in the past 12 months.

Used a mobile phone or the internet to pay bills in the past year, by sex (% age 15+)



Source: Global Findex database