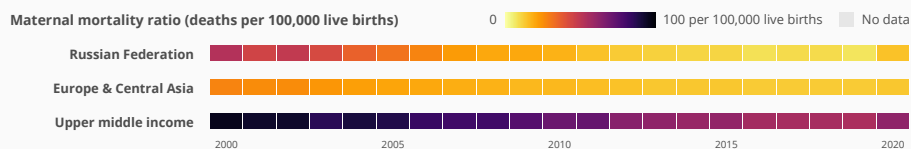


14 women die per 100,000 live births due to pregnancy-related causes in the Russian Federation

The maternal mortality ratio in the Russian Federation has improved from 52 in 2000 to 14 in 2020. Maternal mortality in the Russian Federation is nearly the same as its regional average. Maternal mortality ratio is the number of women who die from pregnancy-related causes while pregnant or within 42 days of pregnancy termination per 100,000 live births.

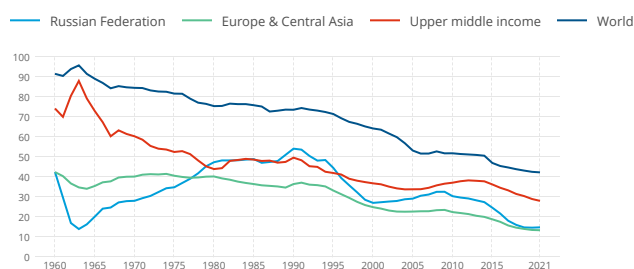


Source: WHO, UNICEF, UNFPA, World Bank Group, and UNDESA/Population Division. Trends in Maternal Mortality 2000 to 2020. Geneva, World Health Organization, 2023

15 of every 1,000 girls ages 15-19 gave birth in the Russian Federation in 2021

In the Russian Federation, the rate of adolescent fertility has decreased since 2010. The rate in 2021 was lower than the average rate in its income group.

Adolescent fertility rate (births per 1,000 women ages 15-19)

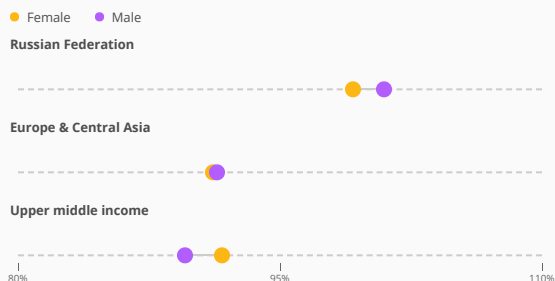


Source: United Nations Population Division, World Population Prospects.

99.2% of girls and 100.9% of boys complete lower secondary school in the Russian Federation as of 2019 data

Girls and boys in the Russian Federation have a very high completion rate of lower secondary school. Lower secondary education completion rate measures how many children have completed the last grade of lower secondary education regardless of age completed.

Lower secondary completion rate, by sex (% of relevant age group)



Adult literacy in the Russian Federation is nearly the same among women and men (2021)

In the Russian Federation, both women and men have very high literacy rates. Adult literacy rate is the percentage of people ages 15 and above who can both read and write with understanding a short simple statement about their everyday life.

Adult literacy rate, by sex (% of people ages 15 and above)

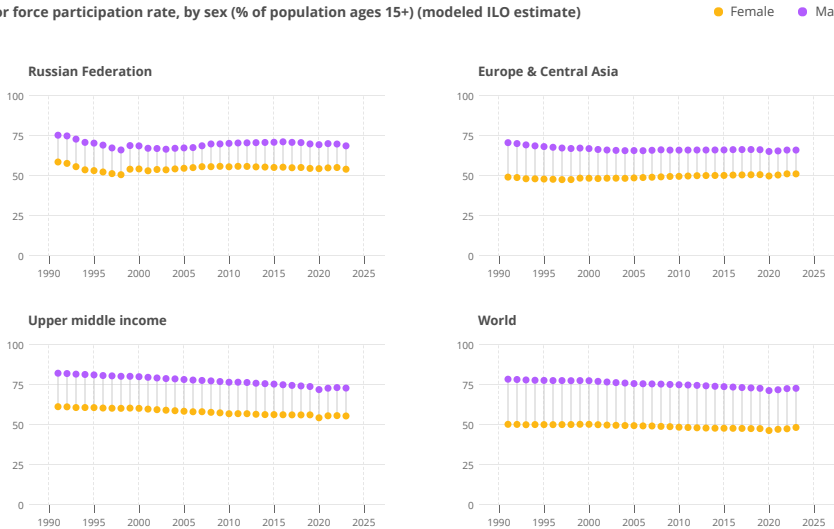


Source: UNESCO Institute for Statistics (UIS). UIS.Stat Bulk Data Download Service. Accessed September 19, 2023. <https://apiportal.uis.unesco.org/bdds>.

In the Russian Federation, the labor force participation rate among females is 54.5% and among males is 69% for 2023

The labor force participation rate is the proportion of the population ages 15 and older that is economically active. Since 1990, female labor force participation has decreased. Compared with labor force participation in the upper-middle income group, the gap between men and women is lower in the Russian Federation.

Labor force participation rate, by sex (% of population ages 15+) (modeled ILO estimate)

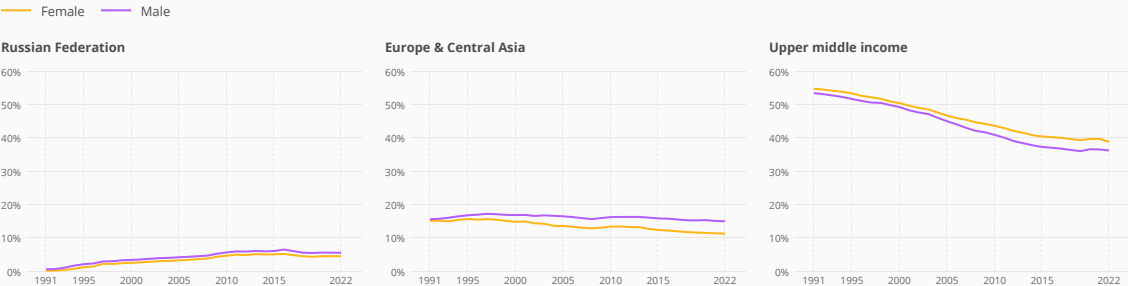


Source: International Labour Organization. "ILO Modelled Estimates and Projections database (ILOEST)" ILOSTAT. Accessed February 06, 2024. <https://ilostat.ilo.org/data/>.

Vulnerable employment for females has worsened in the Russian Federation since 1991

Workers in vulnerable employment are the least likely to have formal work arrangements, social protection, and safety nets to guard against economic shocks; thus they are more likely to fall into poverty. Vulnerable employment among women is 4.8% and among men is 5.9% in the Russian Federation for 2022. The rate of vulnerable employment is lower for men and women in the Russian Federation compared to the average rate in Europe & Central Asia.

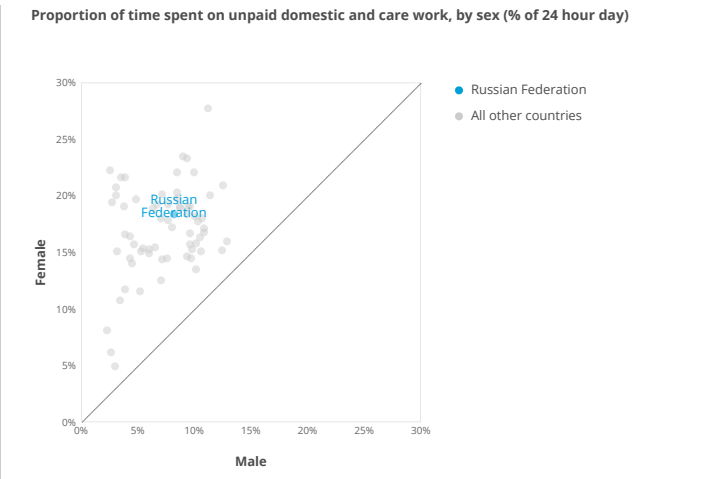
Vulnerable employment, by sex (% of total employment) (modeled ILO estimate)



Source: World Bank, World Development Indicators database. Estimates are based on data obtained from International Labour Organization, ILOSTAT at <https://ilostat.ilo.org/data/>.


In the Russian Federation, women spend 2.3 times as much time on unpaid domestic and care work than men

The data, expressed as a proportion of time in a day, measure the average time an individual spends on household provision of services for own consumption. In 2014, women in the Russian Federation spent 18.4% of their day and men spent 8.1% of their day on unpaid work. Data compiled from the most recent data point between 2010 and 2019.



Source: National statistical offices or national database and publications compiled by United Nations Statistics Division. The data were downloaded on December 3 from the Global SDG Indicators Database:

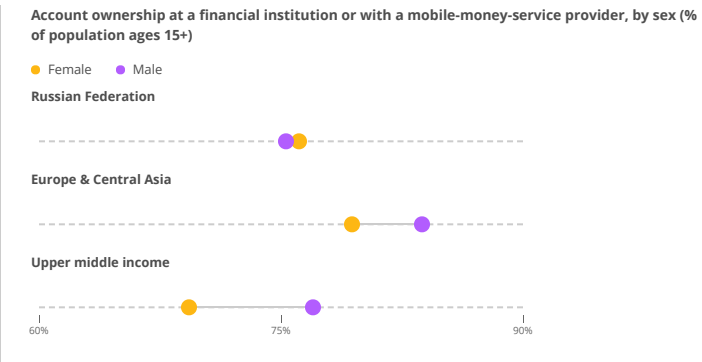
Data is not available for the Russian Federation for Share of business owners, by sex (% of total business owners)



Source: World Bank's Entrepreneurship Survey and database (<https://www.worldbank.org/en/programs/entrepreneurship>). Downloaded on November 29, 2023.

In 2017, 76.1% of women and 75.3% of men in the Russian Federation had an account

The female rate in the Russian Federation is lower than Europe & Central Asia but higher than the upper-middle income group. Account ownership denotes the percentage of respondents who report having an account (by themselves or together with someone else) at a bank or another type of financial institution or report personally using a mobile money service in the past 12 months.



Source: Demirguc-Kunt et al., 2018, Global Financial Inclusion Database, World Bank.


Data is not available for the Russian Federation for House ownership status, by sex (% of population age 15-49)

House ownership status, by sex (% of population age 15-49)



Source: Demographic and Health Surveys (DHS)

Data is not available for the Russian Federation for Percentage of women ages 15-49 participating in decisions about:



Source: Demographic and Health Surveys (DHS)

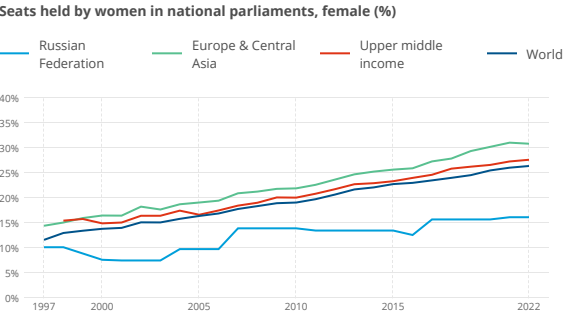
Data is not available for the Russian Federation for Percentage of women ages 15-49 who have ever experienced:



Source: Demographic and Health Surveys (DHS) Statcompiler (<https://www.statcompiler.com/>)

16.2% of seats in national parliament were held by women in 2022 in the Russian Federation

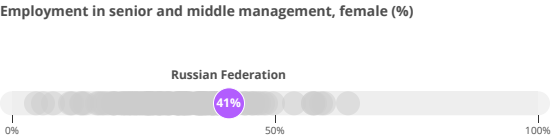
Women in parliaments are the percentage of parliamentary seats in a single or lower chamber held by women. The proportion of seats held by women in the Russian Federation has increased since 2010. The current rate is lower than the average rate in upper-middle income countries.



Source: Inter-Parliamentary Union (IPU) (www.ipu.org). For the year of 1998, the data is as of August 10, 1998.

Women represented 41.2% of those employed in senior and middle management in 2022

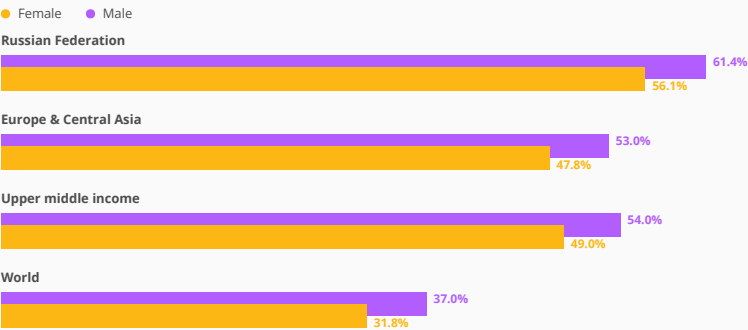
The female share of employment in senior and middle management for the Russian Federation falls in the fourth quintile of all countries for which there are data. Data compiled from the most recent data point available between 2010 and 2023.



More men than women used a mobile phone or the internet to pay bills in 2021

The female rate in the Russian Federation is higher than both Europe & Central Asia and the upper-middle income group. Internet usage denotes the percentage of respondents who report using a mobile phone or the internet to pay bills in the past 12 months.

Used a mobile phone or the internet to pay bills in the past year, by sex (% age 15+)



Source: Global Findex database