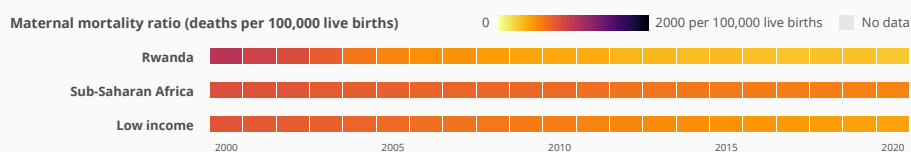


259 women die per 100,000 live births due to pregnancy-related causes in Rwanda

The maternal mortality ratio in Rwanda has improved from 1,007 in 2000 to 259 in 2020. Maternal mortality in Rwanda is lower than its regional average. Maternal mortality ratio is the number of women who die from pregnancy-related causes while pregnant or within 42 days of pregnancy termination per 100,000 live births.

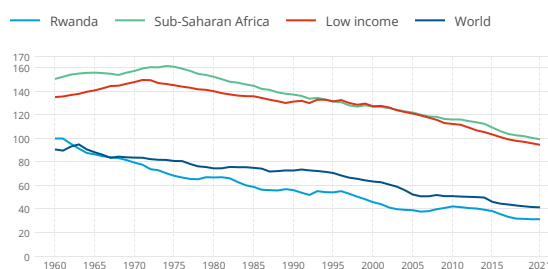


Source: WHO, UNICEF, UNFPA, World Bank Group, and UNDESA/Population Division. Trends in Maternal Mortality 2000 to 2020. Geneva, World Health Organization, 2023

32 of every 1,000 girls ages 15-19 gave birth in Rwanda in 2021

In Rwanda, the rate of adolescent fertility has decreased since 2010. The rate in 2021 was lower than the average rate in its income group.

Adolescent fertility rate (births per 1,000 women ages 15-19)

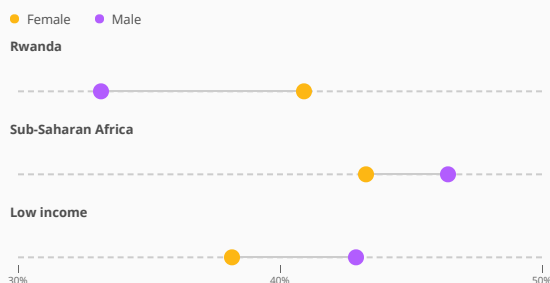


Source: United Nations Population Division, World Population Prospects.

40.9% of girls and 33.2% of boys complete lower secondary school in Rwanda as of 2022 data

The female rate in Rwanda is lower than Sub-Saharan Africa but higher than the low-income group. Lower secondary education completion rate measures how many children have completed the last grade of lower secondary education regardless of age completed.

Lower secondary completion rate, by sex (% of relevant age group)



Adult literacy in Rwanda is lower among women than among men (2021)

The adult female literacy rate in Rwanda is higher than in Sub-Saharan Africa. Adult literacy rate is the percentage of people ages 15 and above who can both read and write with understanding a short simple statement about their everyday life.

Adult literacy rate, by sex (% of people ages 15 and above)

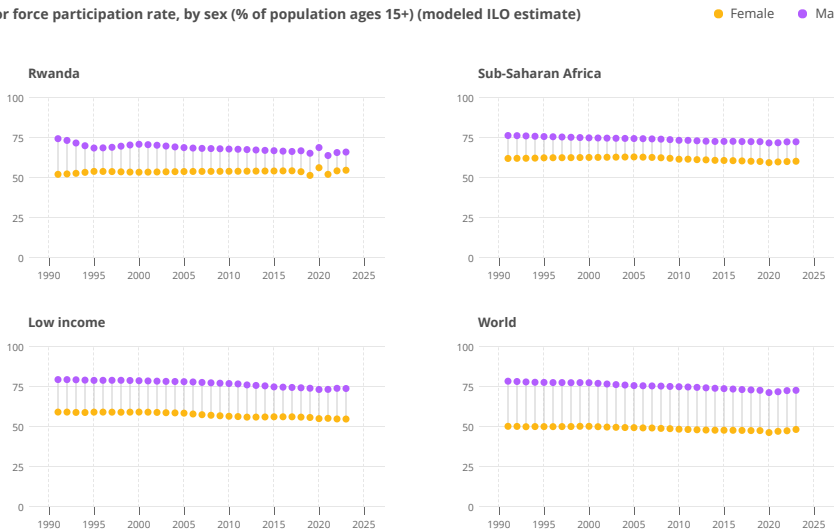


Source: UNESCO Institute for Statistics (UIS). UIS.Stat Bulk Data Download Service. Accessed September 19, 2023. <https://apiportal.uis.unesco.org/bdds>.

In Rwanda, the labor force participation rate among females is 55.1% and among males is 66.4% for 2023

The labor force participation rate is the proportion of the population ages 15 and older that is economically active. Since 1990, female labor force participation has increased. Compared with labor force participation in the low-income group, the gap between men and women is lower in Rwanda.

Labor force participation rate, by sex (% of population ages 15+) (modeled ILO estimate)

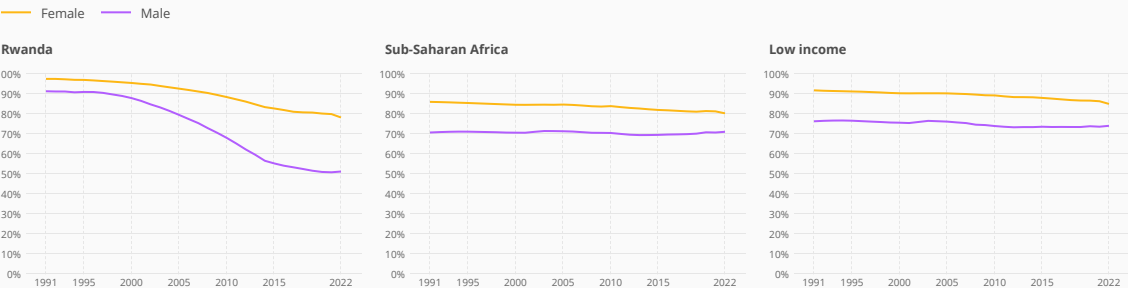


Source: International Labour Organization. "ILO Modelled Estimates and Projections database (ILOEST)" ILOSTAT. Accessed February 06, 2024. <https://ilostat.ilo.org/data/>.

Vulnerable employment for females has improved in Rwanda since 1991

Workers in vulnerable employment are the least likely to have formal work arrangements, social protection, and safety nets to guard against economic shocks; thus they are more likely to fall into poverty. Vulnerable employment among women is 78.4% and among men is 51.4% in Rwanda for 2022. The rate of vulnerable employment is lower for men and women in Rwanda compared to the average rate in Sub-Saharan Africa.

Vulnerable employment, by sex (% of total employment) (modeled ILO estimate)



Source: World Bank, World Development Indicators database. Estimates are based on data obtained from International Labour Organization, ILOSTAT at <https://ilostat.ilo.org/data/>.

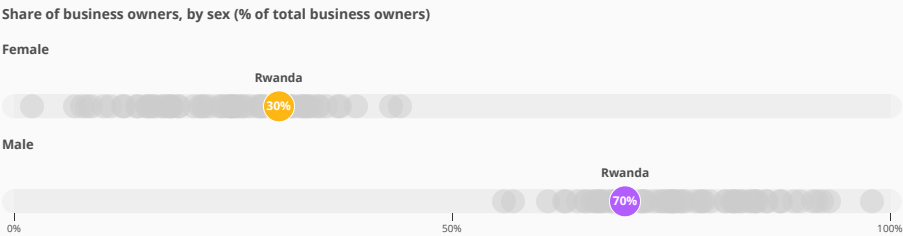
Data is not available for Rwanda for Proportion of time spent on unpaid domestic and care work, by sex (% of 24 hour day)



Source: National statistical offices or national database and publications compiled by United Nations Statistics Division. The data were downloaded on December 3 from the Global SDG Indicators Database:

More men than women owned a business in 2020

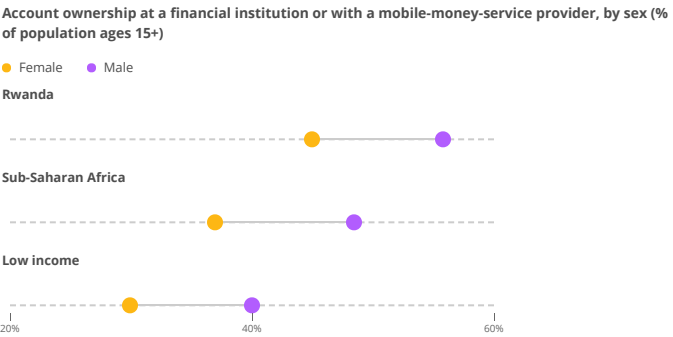
The share of female business owners for Rwanda falls in the fourth quintile of all countries for which there are data. Share of business is calculated as the proportion of female or male newly registered limited liability company owners out of the total number of newly registered limited liability company owners in the economy in the calendar year. Data compiled from the most recent data point between 2016 and 2020.



Source: World Bank's Entrepreneurship Survey and database (<https://www.worldbank.org/en/programs/entrepreneurship>). Downloaded on November 29, 2023.

In 2017, 45% of women and 55.7% of men in Rwanda had an account

The gap in account ownership between men and women in Rwanda, 10.8, is smaller than the gap of the Sub-Saharan Africa aggregate, 11.5. Account ownership denotes the percentage of respondents who report having an account (by themselves or together with someone else) at a bank or another type of financial institution or report personally using a mobile money service in the past 12 months.



Source: Demirguc-Kunt et al., 2018, Global Financial Inclusion Database, World Bank.

46.6% of men and 41.5% of women owned a dwelling either alone or jointly in 2020

For women in particular, asset ownership is a source of economic empowerment and provides protection in the case of marital dissolution or abandonment. There is increasing evidence that ownership of property by women has positive consequences for women's empowerment, nutritional and health outcomes, and children's schooling.

House ownership status, by sex (% of population age 15-49)

Male



53.4% do not own a house

17.1% own a house alone

27.1% own a house jointly

2.4% own a house both alone and jointly

Female



58.5% do not own a house

5.0% own a house alone

36.4% own a house jointly

0.2% own a house both alone and jointly

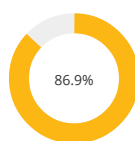
Source: Demographic and Health Surveys (DHS)

68.1% of women participated in making major decisions in the household in 2020

Women participating in making major decisions is the percentage of currently married women ages 15-49 who say that they alone or jointly have the final say in (i) making major household purchases, (ii) decisions about own healthcare, and (iii) visits to family, relatives, friends.

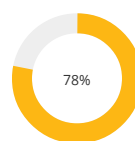
Percentage of women ages 15-49 participating in decisions about:

Visits to family, relatives, friends



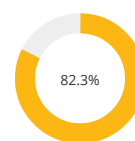
86.9%

Making major household purchase



78%

Own health care



82.3%

Source: Demographic and Health Surveys (DHS)

In Rwanda, the share of women who have experienced intimate partner violence is greater than the world average, 27%

Intimate partner violence is by far the most prevalent form of violence against women globally and is defined as the percentage of ever-married women (ages 15-49) who have ever experienced physical or sexual violence committed by their husband or partner, whereas those who have ever experienced any form of sexual violence is the percentage of women (ages 15-49) who ever experienced sexual violence irrespective of marital status and perpetrator.

Percentage of women ages 15-49 who have ever experienced:

Any form of sexual violence

22.4%

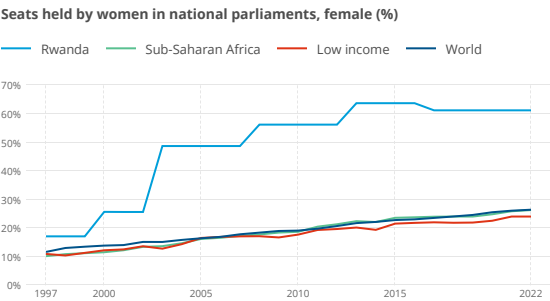
Intimate partner violence

38%

Source: Demographic and Health Surveys (DHS) Statcompiler (<https://www.statcompiler.com/>)

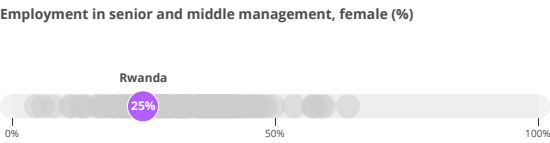
61.3% of seats in national parliament were held by women in 2022 in Rwanda

Women in parliaments are the percentage of parliamentary seats in a single or lower chamber held by women. The proportion of seats held by women in Rwanda has increased since 2010. The current rate is higher than the average rate in low-income countries.



Women represented 25% of those employed in senior and middle management in 2022

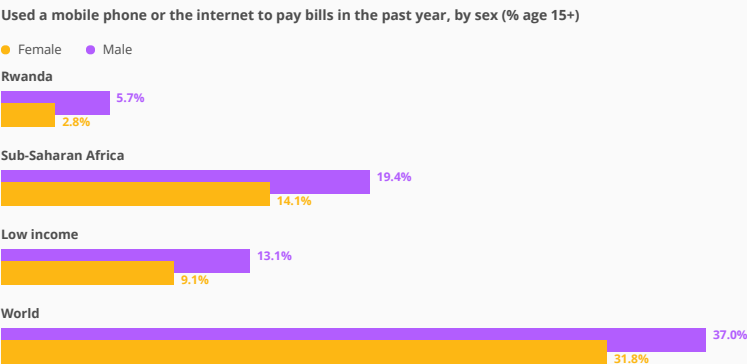
The female share of employment in senior and middle management for Rwanda falls in the second quintile of all countries for which there are data. Data compiled from the most recent data point available between 2010 and 2023.



Source: Inter-Parliamentary Union (IPU) (www.ipu.org). For the year of 1998, the data is as of August 10, 1998.

More men than women used a mobile phone or the internet to pay bills in 2017

The female rate in Rwanda is lower than both Sub-Saharan Africa and the low-income group. Internet usage denotes the percentage of respondents who report using a mobile phone or the internet to pay bills in the past 12 months.



Source: Global Findex database