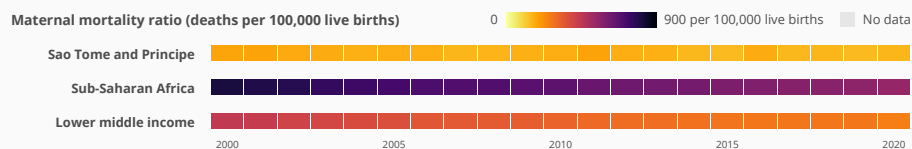


# Sao Tome and Principe

Income Group: Lower middle income Region: Sub-Saharan Africa

## 146 women die per 100,000 live births due to pregnancy-related causes in Sao Tome and Principe

The maternal mortality ratio in Sao Tome and Principe has improved from 179 in 2000 to 146 in 2020. Maternal mortality in Sao Tome and Principe is lower than its regional average. Maternal mortality ratio is the number of women who die from pregnancy-related causes while pregnant or within 42 days of pregnancy termination per 100,000 live births.

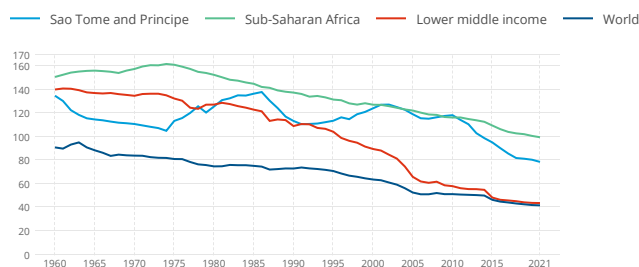


Source: WHO, UNICEF, UNFPA, World Bank Group, and UNDESA/Population Division. Trends in Maternal Mortality 2000 to 2020. Geneva, World Health Organization, 2023

## 79 of every 1,000 girls ages 15-19 gave birth in Sao Tome and Principe in 2021

In Sao Tome and Principe, the rate of adolescent fertility has decreased since 2010. The rate in 2021 was higher than the average rate in its income group.

### Adolescent fertility rate (births per 1,000 women ages 15-19)



Source: United Nations Population Division, World Population Prospects.

## 79.9% of girls and 69.6% of boys complete lower secondary school in Sao Tome and Principe as of 2017 data

The gap in lower secondary completion rate between boys and girls, 10.3, is larger than the gap of the Sub-Saharan Africa aggregate, 3.1. Lower secondary education completion rate measures how many children have completed the last grade of lower secondary education regardless of age completed.

### Lower secondary completion rate, by sex (% of relevant age group)

Female Male

#### Sao Tome and Principe

#### Sub-Saharan Africa

#### Lower middle income



## Adult literacy in Sao Tome and Principe is lower among women than among men (2022)

In Sao Tome and Principe, both women and men have very high literacy rates. Adult literacy rate is the percentage of people ages 15 and above who can both read and write with understanding a short simple statement about their everyday life.


### Adult literacy rate, by sex (% of people ages 15 and above)

Female Male

#### Sao Tome and Principe



#### Sub-Saharan Africa



#### Lower middle income

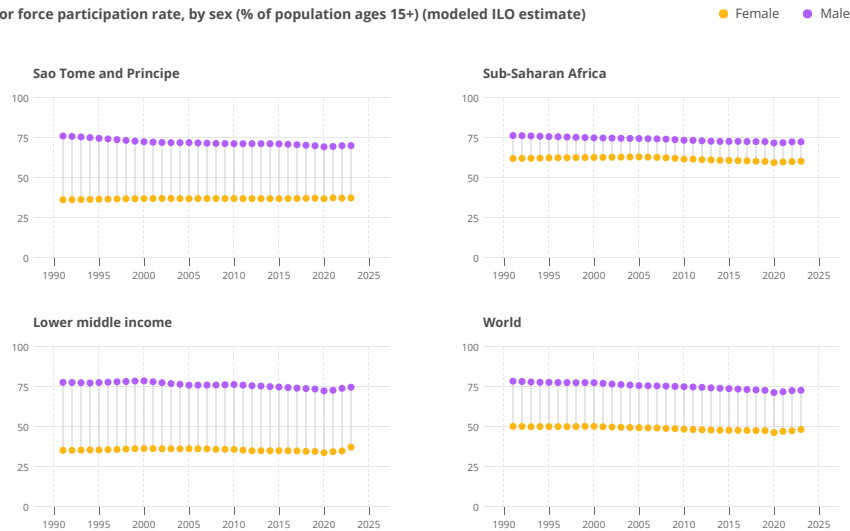


Source: UNESCO Institute for Statistics (UIS). UIS.Stat Bulk Data Download Service. Accessed September 19, 2023. <https://apiportal.uis.unesco.org/bdds>.

In Sao Tome and Principe, the labor force participation rate among females is 37.8% and among males is 70.4% for 2023

The labor force participation rate is the proportion of the population ages 15 and older that is economically active. Since 1990, female labor force participation has remained roughly the same. Compared with labor force participation in the lower-middle income group, the gap between men and women is lower in Sao Tome and Principe.

Labor force participation rate, by sex (% of population ages 15+) (modeled ILO estimate)

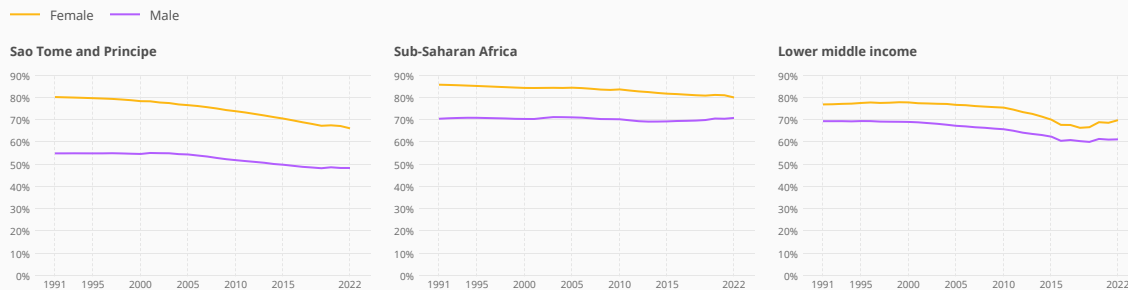


Source: International Labour Organization. "ILO Modelled Estimates and Projections database (ILOEST)" ILOSTAT. Accessed February 06, 2024. <https://ilostat.ilo.org/data/>.

## Vulnerable employment for females has improved in Sao Tome and Principe since 1991

Workers in vulnerable employment are the least likely to have formal work arrangements, social protection, and safety nets to guard against economic shocks; thus they are more likely to fall into poverty. Vulnerable employment among women is 66.6% and among men is 48.8% in Sao Tome and Principe for 2022. The rate of vulnerable employment is lower for men and women in Sao Tome and Principe compared to the average rate in Sub-Saharan Africa.

Vulnerable employment, by sex (% of total employment) (modeled ILO estimate)



Source: World Bank, World Development Indicators database. Estimates are based on data obtained from International Labour Organization, ILOSTAT at <https://ilostat.ilo.org/data/>.

Data is not available for Sao Tome and Principe for Proportion of time spent on unpaid domestic and care work, by sex (% of 24 hour day)




Source: National statistical offices or national database and publications compiled by United Nations Statistics Division. The data were downloaded on December 3 from the Global SDG Indicators Database:

Data is not available for Sao Tome and Principe for Share of business owners, by sex (% of total business owners)



Source: World Bank's Entrepreneurship Survey and database (<https://www.worldbank.org/en/programs/entrepreneurship>). Downloaded on November 29, 2023.

Data is not available for Sao Tome and Principe for Account ownership at a financial institution or with a mobile-money-service provider, by sex (% of population ages 15+)




Source: Demirguc-Kunt et al., 2018, Global Financial Inclusion Database, World Bank.


Data is not available for Sao Tome and Principe for House ownership status, by sex (% of population age 15-49)

House ownership status, by sex (% of population age 15-49)

Male



Female



Source: Demographic and Health Surveys (DHS)

Data is not available for Sao Tome and Principe for Percentage of women ages 15-49 participating in decisions about:

Data is not available

Source: Demographic and Health Surveys (DHS)

In Sao Tome and Principe, the share of women who have experienced intimate partner violence is nearly the same as the world average, 27%

Intimate partner violence is by far the most prevalent form of violence against women globally and is defined as the percentage of ever-married women (ages 15-49) who have ever experienced physical or sexual violence committed by their husband or partner, whereas those who have ever experienced any form of sexual violence is the percentage of women (ages 15-49) who ever experienced sexual violence irrespective of marital status and perpetrator.

Percentage of women ages 15-49 who have ever experienced:

Any form of sexual violence      Intimate partner violence

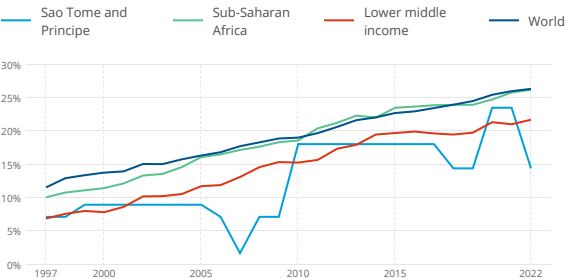
13.1%      27%

Source: Demographic and Health Surveys (DHS) Statcompiler (<https://www.statcompiler.com/>)

14.5% of seats in national parliament were held by women in 2022 in Sao Tome and Principe

Women in parliaments are the percentage of parliamentary seats in a single or lower chamber held by women. The proportion of seats held by women in Sao Tome and Principe has decreased since 2010. The current rate is lower than the average rate in lower-middle income countries.

Seats held by women in national parliaments, female (%)




Source: Inter-Parliamentary Union (IPU) ([www.ipu.org](http://www.ipu.org)). For the year of 1998, the data is as of August 10, 1998.

Data is not available for Sao Tome and Principe for Employment in senior and middle management, female (%)

Data is not available

Data is not available for Sao Tome and Principe for  
Used a mobile phone or the internet to pay bills in the  
past year, by sex (% age 15+)



Source: Global Findex database

Data retrieved from World Bank Gender Data Portal  
<https://genderdata.worldbank.org/countries/sao-tome-and-principe/>