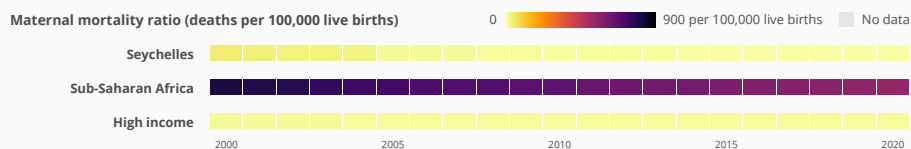


3 women die per 100,000 live births due to pregnancy-related causes in the Seychelles

The maternal mortality ratio in the Seychelles has improved from 44 in 2000 to 3 in 2020. Maternal mortality in the Seychelles is lower than its regional average. Maternal mortality ratio is the number of women who die from pregnancy-related causes while pregnant or within 42 days of pregnancy termination per 100,000 live births.

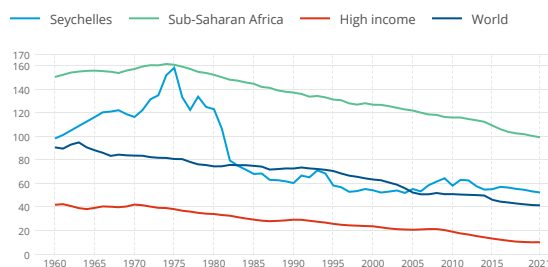


Source: WHO, UNICEF, UNFPA, World Bank Group, and UNDESA/Population Division. Trends in Maternal Mortality 2000 to 2020. Geneva, World Health Organization, 2023

53 of every 1,000 girls ages 15-19 gave birth in the Seychelles in 2021

In the Seychelles, the rate of adolescent fertility has decreased since 2010. The rate in 2021 was higher than the average rate in its income group.

Adolescent fertility rate (births per 1,000 women ages 15-19)

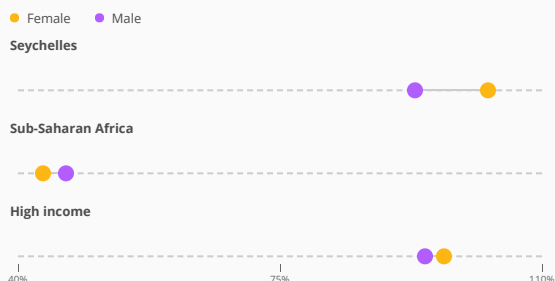


Source: United Nations Population Division, World Population Prospects.

102.8% of girls and 93.1% of boys complete lower secondary school in the Seychelles as of 2022 data

The gap in lower secondary completion rate between boys and girls, 9.8, is larger than the gap of the Sub-Saharan Africa aggregate, 3.1. Lower secondary education completion rate measures how many children have completed the last grade of lower secondary education regardless of age completed.

Lower secondary completion rate, by sex (% of relevant age group)



Adult literacy in the Seychelles is nearly the same among women and men (2020)


In the Seychelles, both women and men have very high literacy rates. Adult literacy rate is the percentage of people ages 15 and above who can both read and write with understanding a short simple statement about their everyday life.

Adult literacy rate, by sex (% of people ages 15 and above)




Source: UNESCO Institute for Statistics (UIS). UIS.Stat Bulk Data Download Service. Accessed September 19, 2023. <https://apiportal.uis.unesco.org/bdds>.

Data is not available for the Seychelles for Labor force participation rate, by sex (% of population ages 15+) (modeled ILO estimate)



Source: International Labour Organization. "ILO Modelled Estimates and Projections database (ILOEST)" ILOSTAT. Accessed February 06, 2024. <https://ilostat.ilo.org/data/>.

Data is not available for the Seychelles for Vulnerable employment, by sex (% of total employment) (modeled ILO estimate)




Source: World Bank, World Development Indicators database. Estimates are based on data obtained from International Labour Organization, ILOSTAT at <https://ilostat.ilo.org/data/>.

Data is not available for the Seychelles for Proportion of time spent on unpaid domestic and care work, by sex (% of 24 hour day)




Source: National statistical offices or national database and publications compiled by United Nations Statistics Division. The data were downloaded on December 3 from the Global SDG Indicators Database:

Data is not available for the Seychelles for Share of business owners, by sex (% of total business owners)



Source: World Bank's Entrepreneurship Survey and database (<https://www.worldbank.org/en/programs/entrepreneurship>). Downloaded on November 29, 2023.

Data is not available for the Seychelles for Account ownership at a financial institution or with a mobile-money-service provider, by sex (% of population ages 15+)




Source: Demirguc-Kunt et al., 2018, Global Financial Inclusion Database, World Bank.


Data is not available for the Seychelles for House ownership status, by sex (% of population age 15-49)

House ownership status, by sex (% of population age 15-49)

Male




Female



Source: Demographic and Health Surveys (DHS)

Data is not available for the Seychelles for Percentage of women ages 15-49 participating in decisions about:



Source: Demographic and Health Surveys (DHS)

Data is not available for the Seychelles for Percentage of women ages 15-49 who have ever experienced:

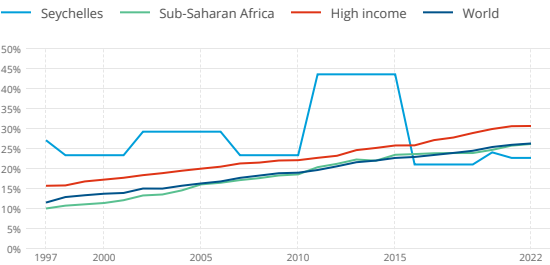


Source: Demographic and Health Surveys (DHS) Statcompiler (<https://www.statcompiler.com/>)

22.9% of seats in national parliament were held by women in 2022 in the Seychelles

Women in parliaments are the percentage of parliamentary seats in a single or lower chamber held by women. The proportion of seats held by women in the Seychelles has remained roughly the same as 2010. The current rate is lower than the average rate in high-income countries.

Seats held by women in national parliaments, female (%)

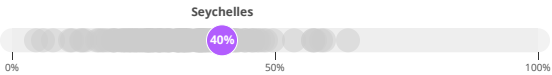


Source: Inter-Parliamentary Union (IPU) (www.ipu.org). For the year of 1998, the data is as of August 10, 1998.

Women represented 40% of those employed in senior and middle management in 2020

The female share of employment in senior and middle management for the Seychelles falls in the fourth quintile of all countries for which there are data. Data compiled from the most recent data point available between 2010 and 2023.

Employment in senior and middle management, female (%)



Data is not available for the Seychelles for Used a mobile phone or the internet to pay bills in the past year, by sex (% age 15+)

Data is not available

Source: Global Findex database