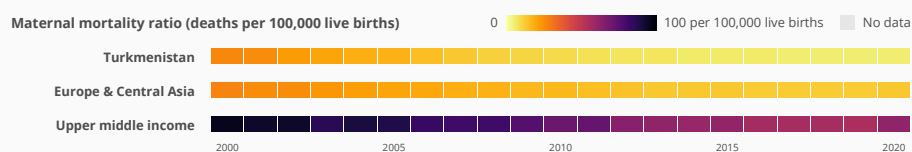


5 women die per 100,000 live births due to pregnancy-related causes in Turkmenistan

The maternal mortality ratio in Turkmenistan has improved from 26 in 2000 to 5 in 2020. Maternal mortality in Turkmenistan is nearly the same as its regional average. Maternal mortality ratio is the number of women who die from pregnancy-related causes while pregnant or within 42 days of pregnancy termination per 100,000 live births.

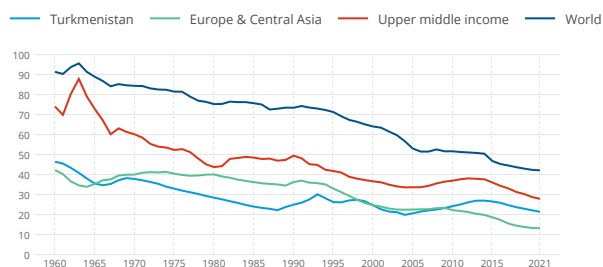


Source: WHO, UNICEF, UNFPA, World Bank Group, and UNDESA/Population Division. Trends in Maternal Mortality 2000 to 2020. Geneva, World Health Organization, 2023

22 of every 1,000 girls ages 15-19 gave birth in Turkmenistan in 2021

In Turkmenistan, the rate of adolescent fertility has remained roughly the same since 2010. The rate in 2021 was lower than the average rate in its income group.

Adolescent fertility rate (births per 1,000 women ages 15-19)




Source: United Nations Population Division, World Population Prospects.

Data is not available for Turkmenistan for Lower secondary completion rate, by sex (% of relevant age group)



Data is not available for Turkmenistan for Adult literacy rate, by sex (% of people ages 15 and above)

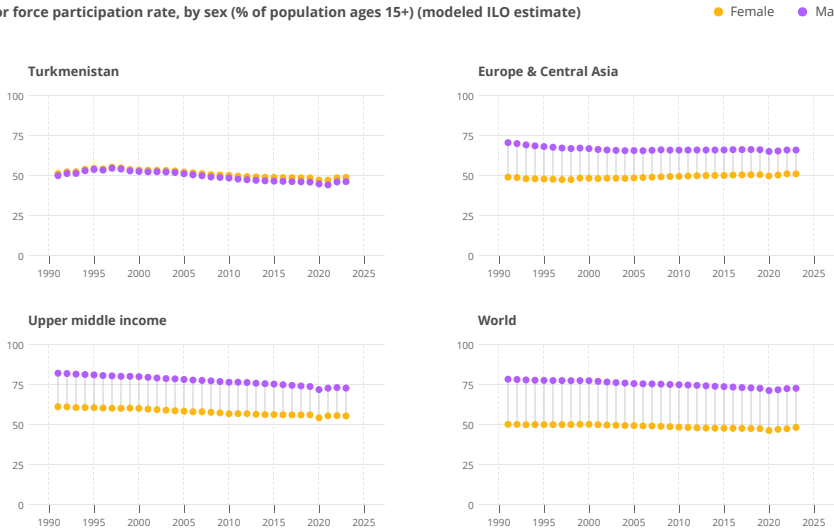


Source: UNESCO Institute for Statistics (UIS), UIS.Stat Bulk Data Download Service. Accessed September 19, 2023. <https://apiportal.uis.unesco.org/bdds>.

In Turkmenistan, the labor force participation rate among females is 49.4% and among males is 46.7% for 2023

The labor force participation rate is the proportion of the population ages 15 and older that is economically active. Since 1990, female labor force participation has decreased. Compared with labor force participation in the upper-middle income group, the gap between men and women is lower in Turkmenistan.

Labor force participation rate, by sex (% of population ages 15+) (modeled ILO estimate)

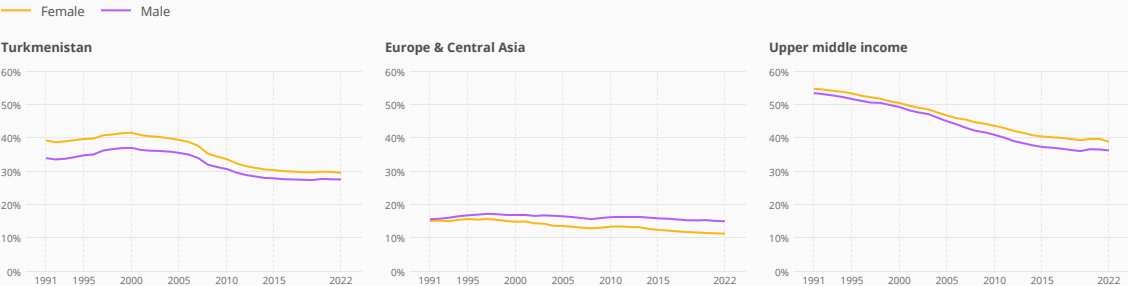


Source: International Labour Organization. "ILO Modelled Estimates and Projections database (ILOEST)" ILOSTAT. Accessed February 06, 2024. <https://ilostat.ilo.org/data/>.

Vulnerable employment for females has improved in Turkmenistan since 1991

Workers in vulnerable employment are the least likely to have formal work arrangements, social protection, and safety nets to guard against economic shocks; thus they are more likely to fall into poverty. Vulnerable employment among women is 29.9% and among men is 27.9% in Turkmenistan for 2022. The rate of vulnerable employment is higher for men and women in Turkmenistan compared to the average rate in Europe & Central Asia.

Vulnerable employment, by sex (% of total employment) (modeled ILO estimate)



Source: World Bank, World Development Indicators database. Estimates are based on data obtained from International Labour Organization, ILOSTAT at <https://ilostat.ilo.org/data/>.

Data is not available for Turkmenistan for Proportion of time spent on unpaid domestic and care work, by sex (% of 24 hour day)



Source: National statistical offices or national database and publications compiled by United Nations Statistics Division. The data were downloaded on December 3 from the Global SDG Indicators Database:

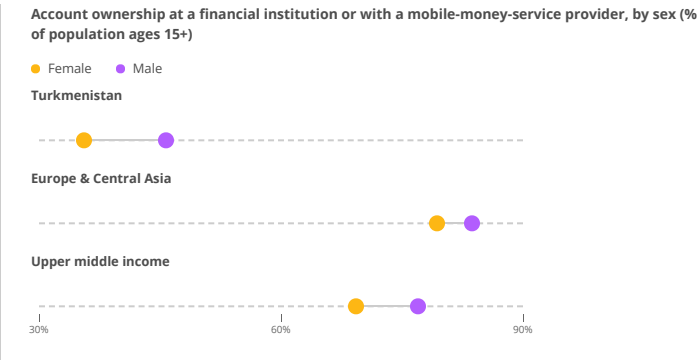
Data is not available for Turkmenistan for Share of business owners, by sex (% of total business owners)



Source: World Bank's Entrepreneurship Survey and database (<https://www.worldbank.org/en/programs/entrepreneurship>). Downloaded on November 29, 2023.

In 2017, 35.5% of women and 45.7% of men in Turkmenistan had an account

The gap in account ownership between men and women in Turkmenistan, 10.2, is larger than the gap of the Europe & Central Asia aggregate, 4.3. Account ownership denotes the percentage of respondents who report having an account (by themselves or together with someone else) at a bank or another type of financial institution or report personally using a mobile money service in the past 12 months.




Source: Demircug-Kunt et al., 2018, Global Financial Inclusion Database, World Bank.


Data is not available for Turkmenistan for House ownership status, by sex (% of population age 15-49)

House ownership status, by sex (% of population age 15-49)

Male



Female



Source: Demographic and Health Surveys (DHS)

Data is not available for Turkmenistan for Percentage of women ages 15-49 participating in decisions about:

Data is not available

Source: Demographic and Health Surveys (DHS)

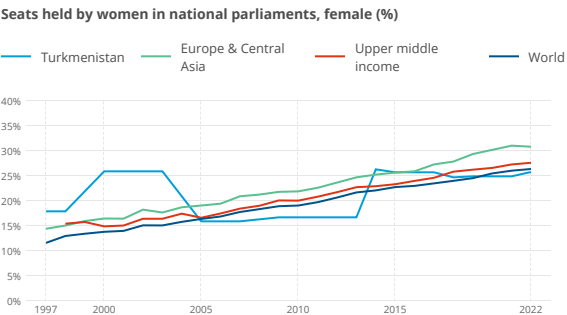
Data is not available for Turkmenistan for Percentage of women ages 15-49 who have ever experienced:

Data is not available

Source: Demographic and Health Surveys (DHS) Statcompiler (<https://www.statcompiler.com/>)

25.9% of seats in national parliament were held by women in 2022 in Turkmenistan

Women in parliaments are the percentage of parliamentary seats in a single or lower chamber held by women. The proportion of seats held by women in Turkmenistan has increased since 2010. The current rate is similar to the average rate in upper-middle income countries.



Source: Inter-Parliamentary Union (IPU) (www.ipu.org). For the year of 1998, the data is as of August 10, 1998.

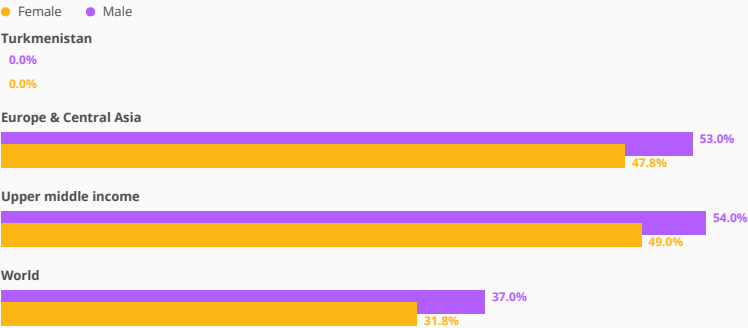
Data is not available for Turkmenistan for Employment in senior and middle management, female (%)

Data is not available

More -- than -- used a mobile phone or the internet to pay bills in 2017

The female rate in Turkmenistan is -- both Europe & Central Asia and the upper-middle income group. Internet usage denotes the percentage of respondents who report using a mobile phone or the internet to pay bills in the past 12 months.

Used a mobile phone or the internet to pay bills in the past year, by sex (% age 15+)



Source: Global Findex database