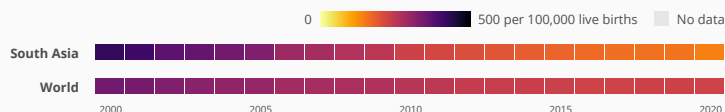


138 women die per 100,000 live births due to pregnancy-related causes in South Asia

The maternal mortality ratio in South Asia has improved from 417 in 2000 to 138 in 2020. Maternal mortality in South Asia is lower than the world average. Maternal mortality ratio is the number of women who die from pregnancy-related causes while pregnant or within 42 days of pregnancy termination per 100,000 live births.

Maternal mortality ratio (deaths per 100,000 live births)

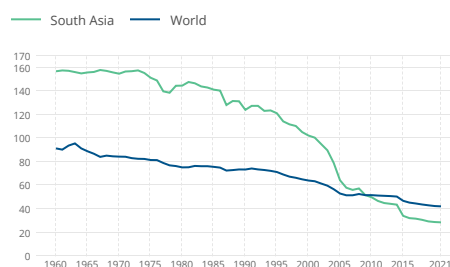


Source: WHO, UNICEF, UNFPA, World Bank Group, and UNDESA/Population Division. Trends in Maternal Mortality 2000 to 2020. Geneva, World Health Organization, 2023

29 of every 1,000 girls ages 15-19 gave birth in South Asia in 2021

In South Asia, the rate of adolescent fertility has decreased since 2010. The rate in 2021 is lower than the world average.

Adolescent fertility rate (births per 1,000 women ages 15-19)

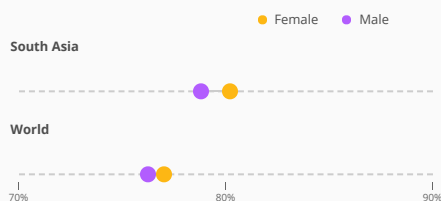


Source: United Nations Population Division, World Population Prospects.

80.2% of girls and 78.8% of boys complete lower secondary school in South Asia as of 2022 data

The rates for girls and boys completing lower secondary school in South Asia are roughly the same as the global rates (girls: 77, boys: 76.3). Lower secondary education completion rate measures how many children have completed the last grade of lower secondary education regardless of age completed.

Lower secondary completion rate, by sex (% of relevant age group)

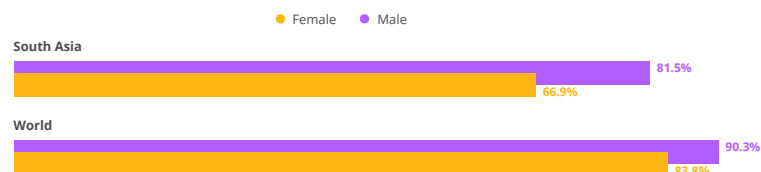


Source: UNESCO Institute for Statistics (UIS). UIS.Stat Bulk Data Download Service. Accessed September 19, 2023. <https://apiportal.uis.unesco.org/bdds>.

Adult literacy in South Asia is lower among women than among men (2022)

The gap in adult literacy between men and women 14.6, is larger than the gap of the world aggregate, 6.5. The adult literacy rates for both women and men in South Asia are lower than the global rates. Adult literacy rate is the percentage of people ages 15 and above who can both read and write with understanding a short simple statement about their everyday life.

Adult literacy rate, by sex (% of people ages 15 and above)




Source: UNESCO Institute for Statistics (UIS). UIS.Stat Bulk Data Download Service. Accessed September 19, 2023. <https://apiportal.uis.unesco.org/bdds>.

In South Asia, the labor force participation rate in females is 31.6% and in males is 77%

The labor force participation rate is the proportion of the population ages 15 and older that is economically active. Since 1991, female labor force participation has increased. Compared with the labor force participation in the world, the gap between men and women is higher in South Asia.

Labor force participation rate, by sex (% of population ages 15+) (modeled ILO estimate)

Female Male



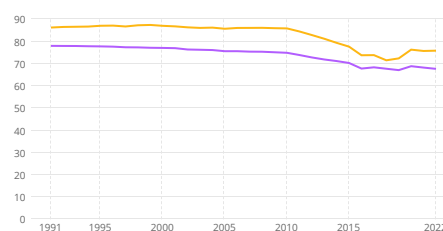
Source: International Labour Organization. "ILO Modelled Estimates and Projections database (ILOEST)" ILOSTAT. Accessed February 06, 2024. <https://ilostat ilo.org/data/>.

Vulnerable employment for females has improved in South Asia since 1991

Workers in vulnerable employment are the least likely to have formal work arrangements, social protection, and safety nets to guard against economic shocks; thus they are more likely to fall into poverty. Vulnerable employment among women is 75.9% and among men is 67.7% in South Asia for 2022.

Vulnerable employment, by sex (% of total employment) (modeled ILO estimate)

Female Male

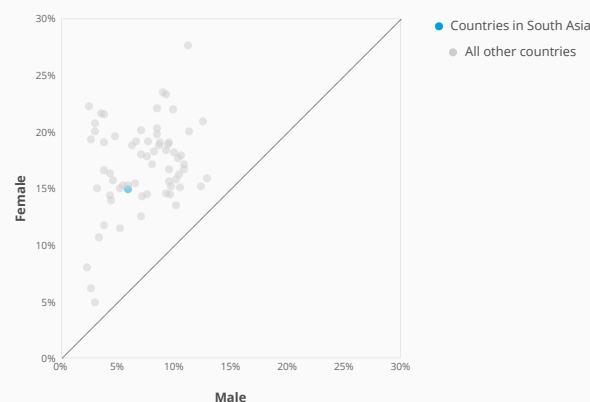


Source: World Bank, World Development Indicators database. Estimates are based on data obtained from International Labour Organization, ILOSTAT at <https://ilostat ilo.org/data/>.

In all countries in South Asia for which there are data, women spend more time than men on unpaid domestic and care work

The data, expressed as a proportion of time in a day, measure the average time an individual spends on household provision of services for own consumption. Data compiled from the most recent data point between 2010 and 2019.

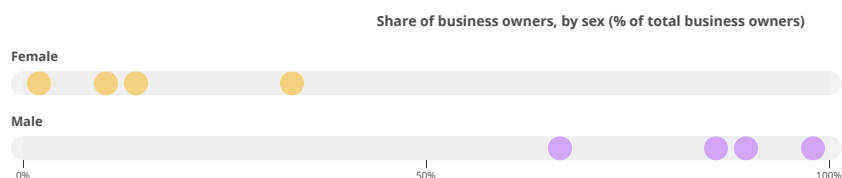
Proportion of time spent on unpaid domestic and care work, by sex (% of 24 hour day)



Source: National statistical offices or national database and publications compiled by United Nations Statistics Division. The data were downloaded on December 3 from the Global SDG Indicators Database:

In all countries for which there are data, more men than women own a business

Share of business is calculated as the proportion of female or male newly registered limited liability company owners out of the total number of newly registered limited liability company owners in the economy in the calendar year. Data compiled from the most recent data point between 2010 and 2020.

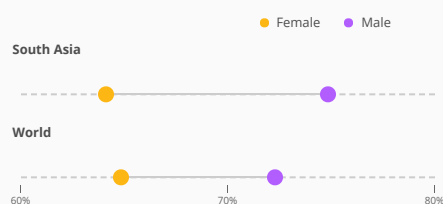


Source: World Bank's Entrepreneurship Survey and database (<https://www.worldbank.org/en/programs/entrepreneurship>). Downloaded on November 29, 2023.

In 2017, 64.1% of women and 74.8% of men in South Asia had an account

The gap in account ownership between men and women in South Asia, 10.7, is larger than the gap of the world aggregate, 7.4. The account ownership rates for both women and men in South Asia are roughly the same as the corresponding global rates. Account ownership denotes the percentage of respondents who report having an account (by themselves or together with someone else) at a bank or another type of financial institution or report personally using a mobile money service in the past 12 months.

Account ownership at a financial institution or with a mobile-money-service provider, by sex (% of population ages 15+)

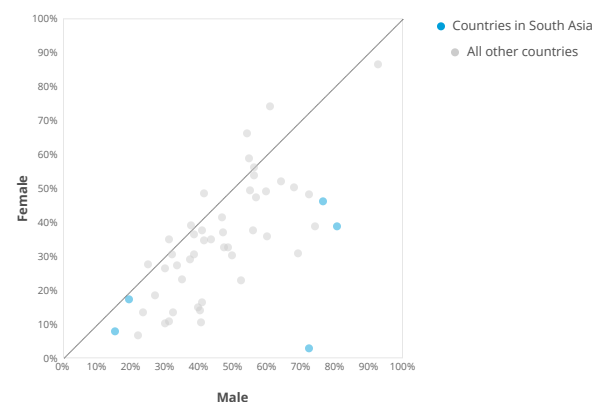


Source: Demircug-Kunt et al., 2018, Global Financial Inclusion Database, World Bank.

In the majority of countries in South Asia, more men than women owned a house

Ownership of a house is defined as any person who owned a house alone, jointly with their spouse, or both alone and jointly. Data compiled from the most recent data point between 2010 and 2020.

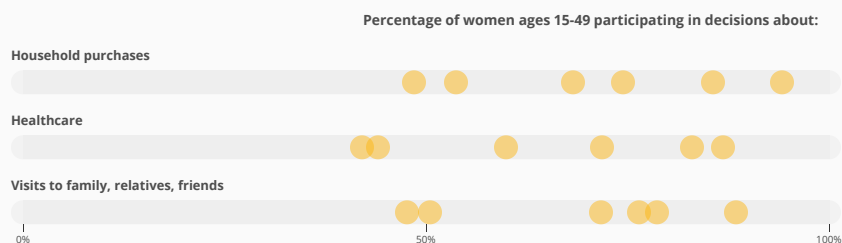
House ownership status, by sex (% of population age 15-49)



Source: Demographic and Health Surveys (DHS)

Participation of women in making major decisions in the household varies within South Asia

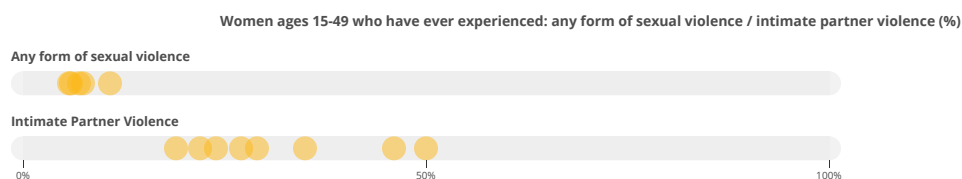
Women participating in making major decisions is the percentage of currently married women ages 15-49 who say that they alone or jointly have the final say in (i) making major household purchases, (ii) decisions about own healthcare, and (iii) visits to family, relatives, friends. Data compiled from the most recent data point between 2010 and 2020.



Source: Demographic and Health Surveys (DHS)

In 1 out of 5 countries in South Asia, the share of women who have experienced sexual violence is greater than 8.4%

Proportion of women who have ever experienced intimate partner violence is the percentage of ever-married women (ages 15 - 49) who have ever experienced physical or sexual violence committed by their husband or partner, whereas those who have ever experienced any form of sexual violence is the percentage of women ages 15-49 who ever experienced sexual violence irrespective of marital status and perpetrator.

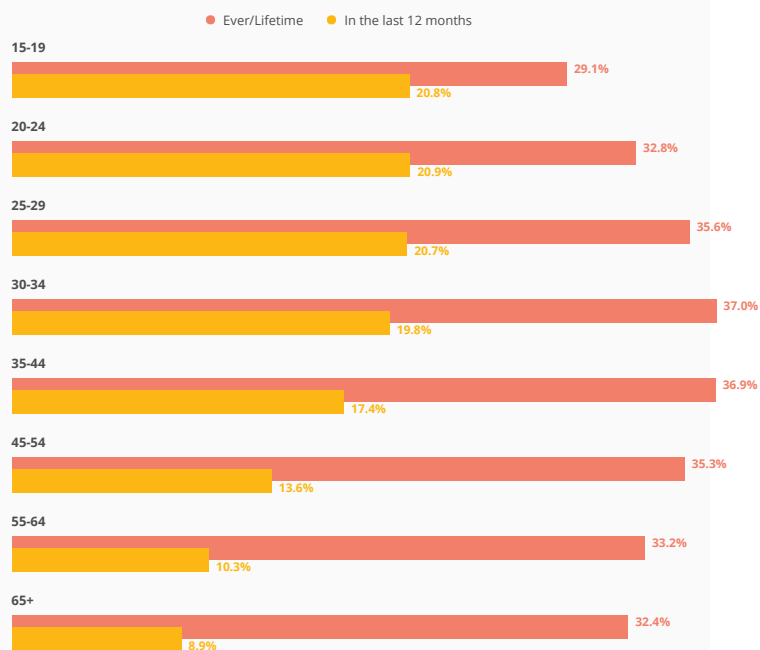


Source: Demographic and Health Surveys (DHS) Statcompiler (<https://www.statcompiler.com/>)

By the time they are 19 years old, roughly 1 in 3 adolescent girls from South Asia who have been in a relationship will have ever been physically or sexually abused by a current or former partner

Lifetime intimate partner violence (IPV) measures the proportion of the female population who have ever experienced such violence at least once in their lifetime. IPV in the past year indicates how prevalent this violence still is in society today and is globally reported on as SDG indicator 5.2.1. In South Asia, adolescent girls and young women are more at risk of experiencing IPV in the last 12 months than adult women.

Proportion of women who have experienced intimate partner violence (%)

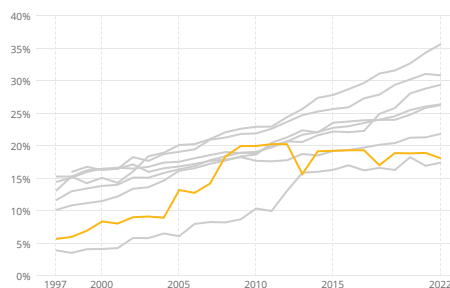


Source: The United Nations Inter-Agency Working Group on Violence Against Women Estimation and Data (VAW-IWGED) (WHO, UN Women, UNICEF, UNSD, UNFPA, UNODC)

18.2% of seats in national parliament are held by women

Women in parliaments are the percentage of parliamentary seats in a single or lower chamber held by women. The proportion of seats held by women in South Asia has remained roughly the same as 2010. The current rate is lower than the world average of 26.5%.

Seats held by women in national parliaments, female (%)



Source: Inter-Parliamentary Union (IPU) (www.ipu.org). For the year of 1998, the data is as of August 10, 1998.

Share of women employed in senior and middle management was greater than the median value among all countries (32.5%) in 0 out of 8 countries in South Asia

Female share of employment in senior and middle management ranges from 5.9% in Afghanistan to 26.1% in Sri Lanka in South Asia.

Employment in senior and middle management, female (%)

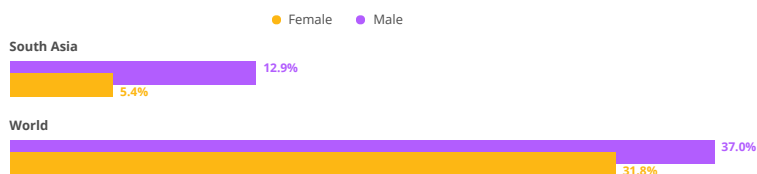


Source: International Labour Organization. "Labour Market-related SDG Indicators database (ILOSDG)" ILOSTAT. Accessed February 06, 2024. <https://ilostat.ilo.org/data/>.

More men than women used a mobile phone or the internet to pay bills in 2021

The gap between men and women in using the internet for bill payments in South Asia is 7.5, which is higher than the world average gap of 5.2. In South Asia the rates of women and men who use the internet for bill payments are lower than the global rates.

Used a mobile phone or the internet to pay bills in the past year, by sex (% age 15+)



Source: Global Findex database