



Children 0-14

Girls are still more vulnerable to gender-based infanticide, child marriage, and being denied an education. They also face more restrictions to their mobility and autonomy as they mature, but when given the opportunities, girls often outperform boys.

Percentage of children under 5 with stunting or severe wasting by sex

Stunting, height for age

Female




Male




Severe wasting, weight for height

Female

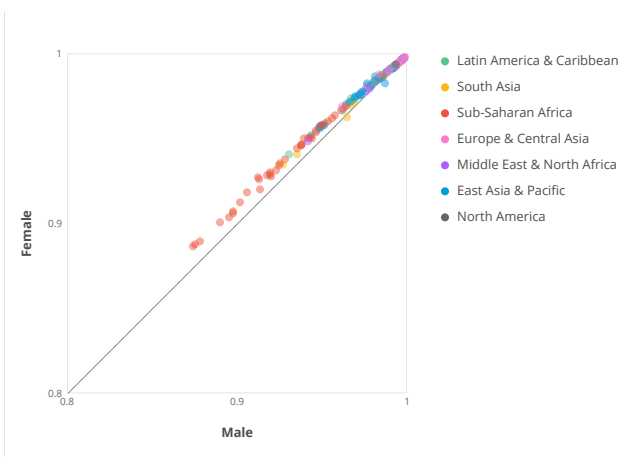


Male



Source: UNICEF, WHO, World Bank: Joint child Malnutrition Estimates (JME). Aggregation is based on UNICEF, WHO, and the World Bank harmonized dataset (adjusted, comparable data) and methodology.

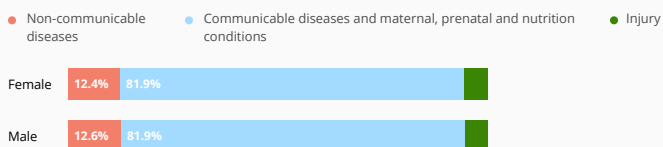
Probability of survival to age 5 by sex



Source: UNESCO Institute for Statistics.

Cause of death and mortality rates for infants and children ages 0-4


Cause of death (% of children ages 0-4)




Mortality rate per 1,000 births

Female Male

Under 5

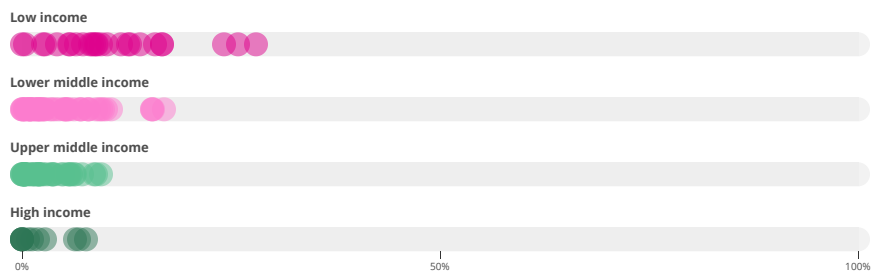


Infant



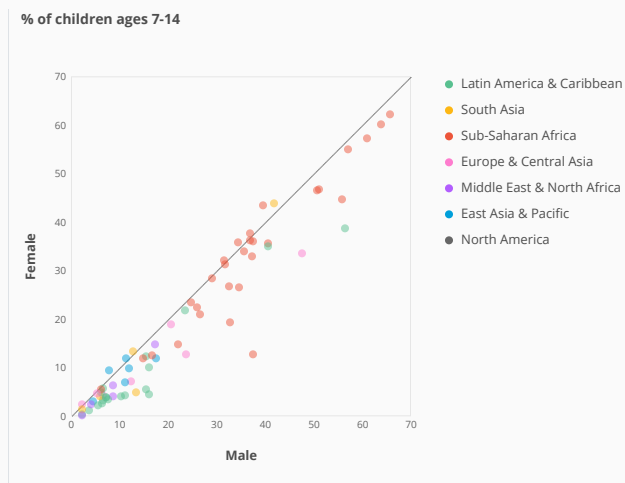
Source: Derived based on the data from Global Health Estimates 2020: Deaths by Cause, Age, Sex, by Country and by Region, 2000-2019. Geneva, World Health Organization; 2020. Link: <https://www.who.int/data/gho/data/themes/mortality-and-global-health-estimates/ghle-leading-causes-of-death>

Women who were first married by age 15 (% of women ages 20-24)



Source: Derived based on the data from Global Health Estimates 2020: Deaths by Cause, Age, Sex, by Country and by Region, 2000-2019. Geneva, World Health Organization; 2020. Link: <https://www.who.int/data/gho/data/themes/mortality-and-global-health-estimates/ghe-leading-causes-of-death>

Children in employment by sex



Source: Estimates developed by the UN Inter-agency Group for Child Mortality Estimation (UNICEF, WHO, World Bank, UN DESA Population Division) at www.childmortality.org.