



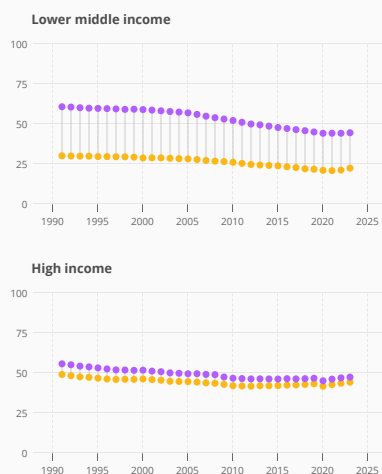
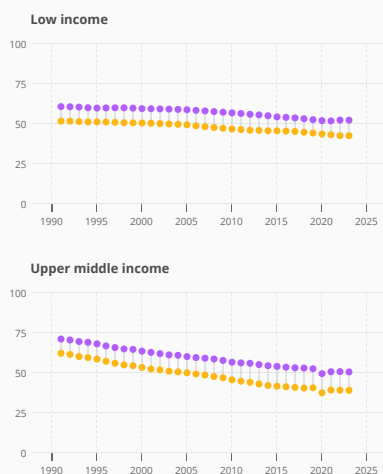
Youth 15-24

Girls are still more vulnerable than boys during adolescence, particularly regarding high levels of child marriage, adolescent fertility, dropping out of school, and not entering the formal workforce. Girls face more restrictions to their mobility and autonomy as they mature, but when given the opportunities, girls often outperform boys.

Youth labor force participation rate by sex and income group (modeled ILO estimate)

% of youth ages 15 - 24

● Female ● Male

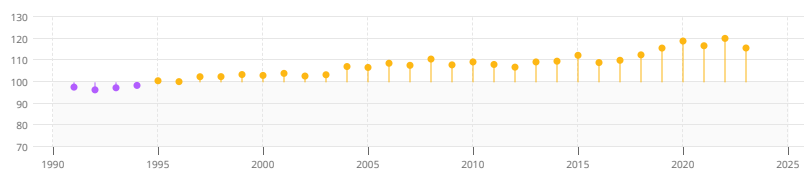


Source: International Labour Organization. "ILO Modelled Estimates and Projections database (ILOEST)" ILOSTAT. Accessed February 06, 2024. <https://ilostat.ilo.org/data/>.

Ratio of female to male youth unemployment rate (modeled ILO estimate)

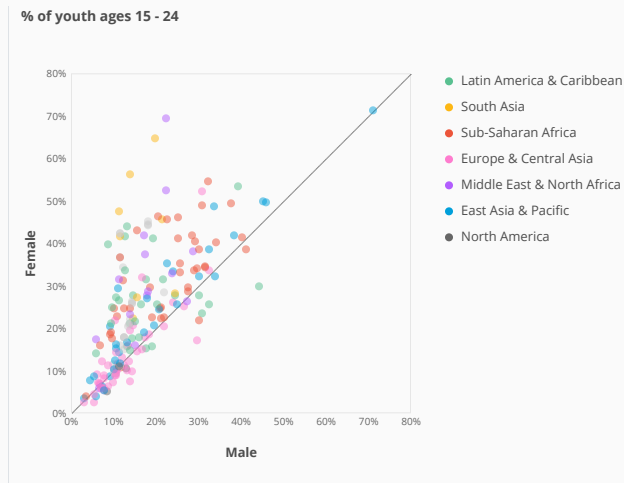
% of youth ages 15 - 24

● Female leading (above 100) ● Male leading (below 100)



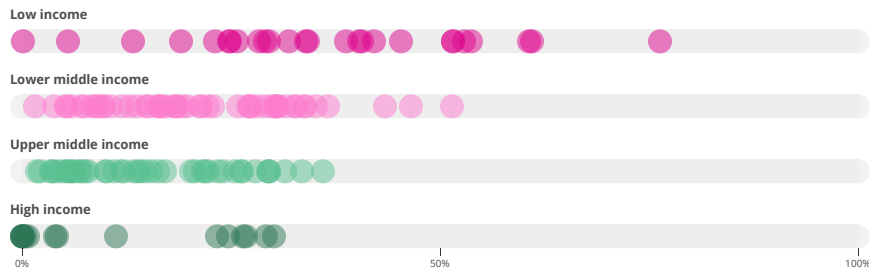
Source: World Bank, World Development Indicators database. Estimates are based on data obtained from International Labour Organization, ILOSTAT at <https://ilostat.ilo.org/data/>.

Share of youth not in education, employment, or training (NEET), by sex



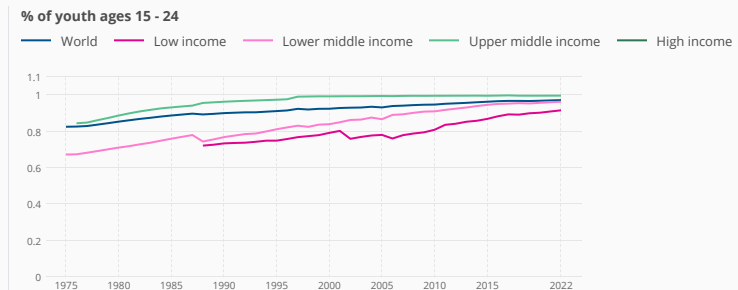
Source: International Labour Organization. "Labour Force Statistics database (LFS)" ILOSTAT. Accessed February 06, 2024. <https://ilostat.ilo.org/data/>.

Women who were first married by age 18 (% of women ages 20-24)



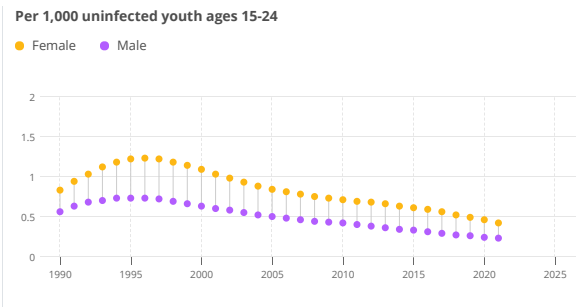
Source: UNICEF Data; Demographic and Health Surveys (DHS), Multiple Indicator Cluster Surveys (MICS), AIDS Indicator Surveys(AIS), Reproductive Health Survey(RHS), and other household surveys.

Youth literacy rate by world and income group, gender parity index



Source: UNESCO Institute for Statistics (UIS). UIS.Stat Bulk Data Download Service. Accessed September 19, 2023. <https://apiportal.uis.unesco.org/bdds>.

Global youth HIV incidence rate by sex



Source: UNAIDS estimates.